

# BULLETIN AEROSPACE EUROPE



THE FIRST EDITION OF THE AEROSPACE EUROPE CONFERENCE "AEC2020" WAS HELD IN BORDEAUX (FRANCE) FROM 25 TO 27 FEBRUARY - OBJECTIVE: TO REVIEW IN DETAIL THE GREENER AEROSPACE INNOVATIVE TECHNOLOGIES AND OPERATIONS FOR A CLEANER ENVIRONMENT - A VERY SUCCESSFUL EVENT ATTENDED BY NEAR TO 500 EXPERTS FROM ALL OVER THE WORLD

## CEAS

**The Council of European Aerospace Societies (CEAS)** is an International Non-Profit Organisation, with the aim to develop a framework within which the major European Aerospace Societies can work together.

It was established as a legal entity conferred under Belgium Law on 1<sup>st</sup> of January 2007. The creation of this Council was the result of a slow evolution of the 'Confederation' of European Aerospace Societies which was born fifteen years earlier, in 1992, with three nations only at that time: France, Germany and the UK.

### It currently comprises:

- 12 Full Member Societies: 3AF (France), AIAE (Spain), AIDAA (Italy), AAAR (Romania), CzAeS (Czech Republic), DGLR (Germany), FTF (Sweden), NVvL (The Netherlands), PSAA (Poland), RAeS (United Kingdom), SVFW (Switzerland) and TsAGI (Russia);
- 4 Corporate Members: ESA, EASA, EUROCONTROL and EUROAVIA;
- 8 Societies having signed a Memorandum of Understanding (MoU) with CEAS: AAE (air and Space Academy), AIAA (American Institute of Aeronautics and Astronautics), CSA (Chinese Society of Astronautics), EASN (European Aeronautics Science Network), EREA (European association of Research Establishments in Aeronautics), ICAS (International Council of Aeronautical Sciences), KSAS (Korean Society for Aeronautical and Space Sciences) and Society of Flight Test Engineers (SFTE-EC).

*The CEAS is governed by a Board of Trustees, with representatives of each of the Member Societies.*

*Its Head Office is located in Belgium: c/o DLR – Rue du Trône 98 – 1050 Brussels. [www.ceas.org](http://www.ceas.org)*

## AEROSPACE EUROPE

Besides, since January 2018, the CEAS has closely been associated with six European Aerospace Science and Technology Research Associations: EASN (European Aeronautics Science Network), ECCOMAS (European Community on Computational Methods in Applied Sciences), EUCASS (European Conference for Aeronautics and Space Sciences), EUROMECH (European Mechanics Society), EUROTURBO (European Turbomachinery Society) and ERCOFTAC (European Research Community on Flow Turbulence Air Combustion).

Together those various entities form the platform so-called 'AEROSPACE EUROPE', the aim of which is to coordinate the calendar of the various conferences and workshops as well as to rationalise the information dissemination.

This new concept is the successful conclusion of a work which was conducted under the aegis of the European Commission and under their initiative.

The activities of 'AEROSPACE EUROPE' will not be limited to the partners listed above but are indeed dedicated to the whole European Aerospace Community: industry, institutions and academia.

## WHAT DOES CEAS OFFER YOU ?

### KNOWLEDGE TRANSFER:

- A structure for Technical Committees

### HIGH-LEVEL EUROPEAN CONFERENCES:

- Technical pan-European events dealing with specific disciplines
- The biennial AEROSPACE EUROPE Conference

### PUBLICATIONS:

- CEAS Aeronautical Journal
- CEAS Space Journal
- AEROSPACE EUROPE Bulletin

### RELATIONSHIPS AT EUROPEAN LEVEL:

- European Parliament
- European Commission
- ASD, EASA, EDA, ESA, EUROCONTROL, OCCAR

### HONOURS AND AWARDS:

- Annual CEAS Gold Medal
- Medals in Technical Areas
- Distinguished Service Award

### YOUNG PROFESSIONAL AEROSPACE FORUM SPONSORING

## AEROSPACE EUROPE Bulletin

AEROSPACE EUROPE Bulletin is a quarterly publication aiming to provide the European aerospace community with high-standard information concerning current activities and preparation for the future.

Elaborated in close cooperation with the European institutions and organisations, it is structured around five headlines: Civil Aviation operations, Aeronautics Technology, Aerospace Defence & Security, Space, Education & Training and Young Professionals. All those topics are dealt with from a strong European perspective.

Readership: decision makers, scientists and engineers of European industry and institutions, education and research actors.

### EDITORIAL COMMITTEE

**Editor-in Chief:** Jean-Pierre Sanfourche  
sanfourche.jean-pierre@orange.fr

**Deputy Editor-in-Chief:** Pierre Bescond (CEAS VP External relations)

**Committee's Members:** Rafael Bureo-Dacal (ESA/ESTEC), Georges Bridel (CEAS Trustee), Jean-François Brouckaert (Clean Sky), Christophe Hermans (CEAS Head of Aeronautics Branch), Cornelia Hillenherms (CEAS trustee), Peter Hotham (SESAR), Leonardo Lecce (AIDAA), Uwe Moeller (EREA), Olga Trivailo (DLR).

**Design & Page Setting :** Sophie Bougnon  
sophie.bougnon1@sfr.fr

**THE OFFICERS OF THE BOARD  
IN 2019:**

**President:** Zdobyslaw Goraj  
goraj@meil.pw.edu.pl

**Vice-President, Finance:**

Cornelia Hillenherms  
cornelia.hillenherms@dglr.de

**Vice-President, Publications and**

**External Relations:** Pierre Bescond  
pierre.bescond@laposte.net

**Vice-President, Awards and**

**Membership:** Kaj Lundahl  
klundahl@bredband.net

**Director General (including**

**Financial Management):**

Mercedes Oliver Herrero  
mercedes.oliver-herrero@airbus.com

**Chairman of the Aeronautics**

**Branch:** Christophe Hermans  
christophe.hermans@dnw.aero

**Chairman of the Space Branch:**

Torben Henriksen  
torben.henriksen@esa.int

**FULL MEMBERS:**

■ **Association Aéronautique  
et Astronautique de France (3AF)**

6,rue Galilée – F-75016 Paris  
Tel.: + 33 (0) 1 56 64 12 30 – www.3af.fr

**President:** Louis Le Portz

**Director General:** Michel Assouline  
secr.exec@aaaf.asso.fr

**Secretary General:**

Jacques Sauvaget

**CEAS Trustees:** Louis Le Portz and  
Pierre Bescond

pierre.bescond@laposte.net

**Gestion & Admin.:**

Caroline Saux  
gestionmembres@aaaf.asso.fr

■ **Asociación de Ingenieros  
Aeronáuticos de España (AIAE)**

COIAE. Francisco Silvela 71,  
Entreplanta - 28250 Madrid (Spain) –

Tel.: + 34 91 745 30 30  
info@coiae.es - www.coiae.es

**President:** Mrs Estefanía Matesanz  
Romero

**CEAS Trustees:**

Mrs Mercedes Oliver Herrero  
Mrs Estefanía Matesanz Romero

**Secretary:** info@coiae.es

■ **Associazione Italiana di Aeronau-  
tica e Astronautica (AIDAA)**

Casella Postale 227 – I-00187 Roma  
V.R. – Tel / Fax : +39 366 144 21 31

info@aidaa.it – www.aidaa.it

**President:** Prof. Erasmo Carrera

Politecnico di Torino - DIMA  
Corso Duca degli Abruzzi 24 - 10129

Torino, Italy  
erasmo.carrera@polito.it

**Secretary General:**

Prof. Cesare Cardani info@aidaa.it /  
cesare.cardani@polimi.it

**CEAS Trustees:** Prof. Sergio De Rosa

sergio.derosa@unina.it and  
Prof. Franco Bernelli Zazzera  
franco.bernelli@polimi.it

**Secretary:** Daniela Vinazza  
daniela@aidaa.it

■ **Aeronautics and Astronautics  
Association of Romania (AAAR)**

220D Iuliu Maniu Ave - 061126 Bucha-  
rest 6 – Romania, P.O. 76, P.O.B. 174 –  
www.aaar.ro

**President:** Prof. Virgil Stanciu  
vvirgilstanciu@yahoo.com

**Vice-President and CEAS Trustee:**

Dr Eng. Valentin Silvestru  
valentin.silvestru@comoti.ro

**CEAS Trustee:** Prof. Ion Fuiorea  
ifuiorea@yahoo.com

■ **Czech Aerospace Society (CzAeS)  
Novotneho lavka 200/5**

110 00 Prague, Czech Republic  
oslcr@csvts.cz – www.csvts.cz

**President and CEAS Trustee:**

Assoc. Prof. Daniel Hanus,  
CSc, EUR ING, AFAIAA  
hanus@csvts.cz

**Vice-President and CEAS Trustee:**

Assoc. Prof. Jan Rohac, PhD

■ **Deutsche Gesellschaft für Luft-  
und Raumfahrt Lilienthal-Oberth  
e.V. (DGLR)**

Godesberger Allee 70 – D- 53175  
Bonn – Tel.: + 49 228 30 80 50

info@dglr.de – www.dglr.de

**President:** Prof. Rolf Henke

**CEAS Trustees:** Dr Cornelia Hillen-  
herms – cornelia.hillenherms@dlr.de

and Philip Nickenig –

philip.nickenig@dglr.de

**Secretary General:** Philip Nickenig

**Executive and Team Assistant:**

Susanne Frank -  
susanne.frank@dglr.de

**Conference Manager:** Torsten Schil-  
ling – torsten.schilling@dglr.de

■ **Flygtekniska Föreningen (FTF) –  
Swedish Society for Aeronautics  
and Astronautics**

Kaj Lundahl -  
c/o SSC Box 4207 – SE-171 04 Solna  
T: +46-8-627 6200

klundahl@bredband.net

**President:** Dr Roland Karlsson  
St - Persgatan 29 5tr, SE -  
602 33 Norrköping

Tel.: + 46(0)11 345 25 16

+ 46 (0)705 38 58 06

rkrolandk@gmail.com

**CEAS Trustees:**

– Kaj Lundahl

– Prof. Petter Krus : Linköping Univer-  
sity SE - 58183 Linköping – petter.  
krus@liu.se – +46 13 282 792 – +46 708  
282 792 (mob)

**Secretary:** Björn Jonsson – FMV AL  
Flyglogistik – SE-115 88 Stockholm,  
Sweden – bjorn.jonsson@fmv.se

■ **Nederlandse Vereniging voor  
Luchtvaarttechniek (NVvL)**

c/o Netherlands Aerospace Centre  
Anthony Fokkerweg 2

NL- 1059 CM Amsterdam

Tel.: + 31 88 511 3055 (secretariat)

nvvl@nlr.nl – www.nvvl.org

**President:** Christophe Hermans

**CEAS Trustee:** Christophe Hermans

christophe.hermans@dnw.aero

**Secretary General and CEAS**

**Trustee:** Fred Abbink

fj.abbink@planet.nl

■ **Polish Society of Aeronautics  
and Astronautics (PSAA)**

Nowowiejska 24 – 00-665 Warsaw –  
Poland – Phone : +48 22 234 5428

http://psaa.meil.pw.edu.pl/

**President:** Tomasz Goetzendorf-  
Grabowski: tgrab@meil.pw.edu.pl

**Treasurer:** Jacek Szumbarski

jasz@meil.pw.edu.pl

**Secretary General:** Andrzej Zyluk

justyna.staniszevska@itwl.pl

BoD Members: Tomasz Rogalski,

Zbigniew Koruba

**CEAS Trustees:** Tomasz Goetzendorf-  
Grabowski; Zdobyslaw Goraj

**Administrative Officer:**

Beata Wierzbinska-Prus

bprus@meil.pw.edu.pl

■ **Royal Aeronautical Society (RAeS)**

No.4 Hamilton Place – London

W1 J 7 BQ – United Kingdom

Tel.:+ 44 (0)20 76 70 4300

raes@aerosociety.com

www.aerosociety.com

**President:** Jonathan Cooper

**CEAS Trustee:** Emma Bossom

emma.bossom@aerosociety.com

**Chief Executive:** Sir Brian Burridge  
FRAeS



**Head of External Affairs:** Dawn Nigli  
Dawn.Nigli@aerosociety.com

■ **Schweizerische Vereinigung für Flugwissenschaften/Swiss Association of Aeronautical Sciences (SVFW)**

ETH Zurich – Institute of Fluid Dynamics – Ms Bianca Maspero  
CH 8092 Zurich – [www.svfw.ch](http://www.svfw.ch)

**President and CEAS Trustee:**

Dr Jürg Wildi: [juerg.wildi@bluewin.ch](mailto:juerg.wildi@bluewin.ch)

**CEAS Trustee:** Dr Georges Bridel  
c/o ALR, Gotthardstrasse 52, CH 8002 Zurich

[georges.bridel@alr-aerospace.ch](mailto:georges.bridel@alr-aerospace.ch)

■ **Central Aerohydrodynamic Institute Russian Aerospace Society (TsAGI)**

1, Zhukovsky St. – Zhukovsky, Moscow region, 140 180, Russian Federation

**Chief Scientific Officer:**

Sergey L. Chernyshev, D.Sc.  
[ved@tsagi.ru](mailto:ved@tsagi.ru) – [www.tsagi.com](http://www.tsagi.com)

**CEAS Trustee:** Evgeni Andreev –  
[andreev@tsagi.ru](mailto:andreev@tsagi.ru)  
[evg\\_andreev@tsagi.ru](mailto:evg_andreev@tsagi.ru)

**CORPORATE MEMBERS:**

■ **ESA**

8-10, rue Mario Nikis - F-75015 Paris  
**CEAS Representative:** Torben Henriksen – [www.esa.int](http://www.esa.int)

■ **EASA**

Konrad - Adenauer - Ufer 3  
D-50542 Cologne (Germany)  
Tel.: +49 (221) 8999 0000  
<http://easa.europa.eu>

**CEAS Representative:**

Erick Ferrandez

■ **EUROCONTROL**

Rue de la Fusée 96 - Brussels 1130  
**CEAS Representative:** Marc Bourgois  
<http://www.eurocontrol.int>

■ **EUROAVIA**

Kluyverweg 1 - 2629 HS, Delft, NL  
**President and CEAS Representative:** Francesco di Lauro  
[francesco.dilauro@euroavia.eu](mailto:francesco.dilauro@euroavia.eu)  
**CEAS Representative:**  
Juan Manuel Lora Alonso  
[juan.alonso@euroavia.eu](mailto:juan.alonso@euroavia.eu) –  
[www.euroavia.eu](http://www.euroavia.eu)

**SOCIETIES HAVING SIGNED A MOU WITH CEAS:**

■ **Académie de l'Air et de l'Espace (AAE)**

1, avenue Camille Flammarion – F-31500 Toulouse  
[www.academie-air-espace.com](http://www.academie-air-espace.com)

■ **American Institute of Aeronautics and Astronautics (AIAA)**

12700 Sunrise Valley Drive Suite 200, Reston VA 20191 – 5807 USA  
[karens@aiaa.org](mailto:karens@aiaa.org) – [www.aiaa.org](http://www.aiaa.org)

■ **Chinese Society of Astronautics (CSA)**

CSA Zhang yao – WANG Yiran, n° 8, Fucheng Road, Haidian district P.O. Box 838  
100 830 Beijing, China  
[Csa\\_zhangyao@sina.cn](mailto:Csa_zhangyao@sina.cn)  
[wangyr@spacechina.com](mailto:wangyr@spacechina.com)  
[www.csaspace.org.cn/](http://www.csaspace.org.cn/)

■ **European Aeronautics Science Network (EASN)**

**President:** Prof. Spiros Pantelakis  
EASN Prof. Spiros Pantelakis  
Rue du Trône 98 – 1050 Brussels, Belgium – [www.easn.net](http://www.easn.net)

■ **Association of European Research Establishments in Aeronautics (EREA)**

**Chairman:** Catalin Nae – INCAS  
**EREA Secretary:** Anne-Laure Delot – ONERA, [anne-laure.delot@onera.fr](mailto:anne-laure.delot@onera.fr)

■ **International Council of the Aeronautical Sciences (ICAS)**

**President:** Susan Ying  
**Executive Secretary:** Axel Probst  
c/o DGLR – Godesberger Allee 70 – D- 53175 Bonn  
[icas@icas.org](mailto:icas@icas.org) – [www.icas.org](http://www.icas.org)

■ **Korean Society for Aeronautical and Space Sciences (KSAS)**

Room 1001, 635-4 Yeogdam-Dong  
135-703 Gangnam Gu Republic of Korea  
[ksas@ksass.or.kr](mailto:ksas@ksass.or.kr)  
<http://eng.ksas.or.kr>

■ **Society of Flight Test Engineers (SFTE-EC)**

[www.sfte-ec.org/](http://www.sfte-ec.org/)

**SIX SOCIETIES EUROPEAN AEROSPACE SCIENCE AND TECHNOLOGY RESEARCH CLOSELY LINKED WITH CEAS:**

■ **EASN: European Aeronautics Science Network**



**Chairman:** Prof. Spiros Pantelakis (University of Patras)  
[spiros.pantelakis@easn.net](mailto:spiros.pantelakis@easn.net)  
**Vice Chairman:** Zdobyslaw Goraj (Warsaw University of Technology)  
[goraj@meil.pw.edu.pl](mailto:goraj@meil.pw.edu.pl)

■ **ECCOMAS: European Community on Computational Methods in Applied Sciences**



Edificio C-1, Campus Norte UPC  
c/Gran Capitan s/n  
08034 Barcelona (Spain)  
[www.eccomas.org/](http://www.eccomas.org/)  
[eccomas@cimne.upc.edu](mailto:eccomas@cimne.upc.edu)  
**President:** Michal Kleiber  
[mkleiber@ippt.pan.pl](mailto:mkleiber@ippt.pan.pl)

■ **ERCOFTAC: European Research Community on Flow Turbulence Air Combustion**



[www.ercoftac.org/](http://www.ercoftac.org/)  
**Chairman of Executive Council:**  
Prof. Dominic von Terzi  
[admin@cado-ercoftac.org](mailto:admin@cado-ercoftac.org)

■ **EUCASS: European Conference for Aero-Space Sciences**



[www.eucass.eu](http://www.eucass.eu)  
**EUCASS President:** Walter Zinner (Airbus Defence and Space)

■ **EUROMECH: European Mechanics Society**



[www.euromech.org](http://www.euromech.org)  
**President:** Prof. Gertjan van Heijst  
[G.J.F.v.Heijst@tue.nl](mailto:G.J.F.v.Heijst@tue.nl)

■ **EUROTURBO: European Turbomachinery Society**



[www.euroturbo.eu/](http://www.euroturbo.eu/)  
**Chairman:** Prof. Francesco Martelli  
[francesco.martelli@unifi.it](mailto:francesco.martelli@unifi.it)

## President's Message



Zdobyslaw Goraj  
CEAS President

### ABOUT AEC2020: CEAS ROLE AND IMAGE

AEC2020 was perfectly organised in the Congress Centre located at the Bordeaux outskirts. More than 400 participants not only from Europe, but also from USA, China, South Korea and other countries presented a high number of high-standard papers. Having in mind the violent spreading of the covid-19 coronavirus, it was really the last moment to hold our biennial Conference. And unfortunately, all technical visits planned on the last day, Friday 28 February, were cancelled, following the recommendations expressed by the French Ministry of Health and the French Foreign Office.

AEC2020 was organised by the French Association of Aeronautics and Astronautics (3AF) together with AIAA and CEAS as the main co-organiser. CEAS of course has played the key role all over the three days of the event. Two of the five plenary sessions were chaired by CEAS officers: plenary session 2 by Christophe Hermans and plenary session 5 was by me. CEAS had a booth in a very well located place, where our bulletins 'AEROSPACE EUROPE' and the information about our activities were offered to all delegates. Beata Wierzbinska-Prus, our administrative support person, played quite an essential role at the registration desk and in partly offering the information service in CEAS booth. During the closing ceremony, Prof. Tomasz Goetzendorf-Grabowski, PSAA President, invited all participants for the next biennial CEAS Conference, AEC2021, which will take place in the Institute of Aviation, Warsaw, Poland.

The whole conference was dominated by presentations and papers dedicated to greener aviation. Most of keynote lectures were also related to climate-neutral aviation, green bizjet and clean aeronautic-space technology. From my personal perspective I would like to mention the fascinating presentation delivered by Alain Rousset, President of the "Nouvelle Aquitaine" Region. Most notably, he spoke about the importance of research for novel technologies with a view to controlling the climate change, thinking to future generations. It does not happen very often that local politicians and territorial actors show such a long-term vision and appreciate research as the most important activity to prepare for a better future of our society.

I wish to address my congratulations to the 3AF association for the remarkable work it accomplished to organise in a so good manner this successful AEC2020. Within the 3AF, this is Dominique Nouailhas who has played the central role:

*"Dear Dominique, Please accept my warmest congratulations for perfectly organized AEC2020. It was really a great success and will be a baseline for future organisers!"*

## CONTENTS

### CEAS

- Presentation: Members and Partners **2-4**
- CEAS President's message **5**  
By Zdobyslaw Goraj, CEAS Psdt 2020

### Aerospace Europe Conference AEC2020

- How the event went off **6-7**
- Organisation and programming **8-9**

### Keynote Speeches

- The Space Climate Observatory, a Green New Deal by Jean-Yves Le Gall **10-11**
- Clean Sky towards carbon-neutral aviation by Axel Krein **12-15**
- Common aeronautic and space technologies by Pascale Ehrenfreund **16-20**
- Space electric propulsion by José Gonzales del Amo **21-31**
- Green bizjet technological developments within aeronautical research programmes by Bruno Stoufflet **32-39**
- The route to sustainable aviation by Paul Stein **40-42**
- Clean aviation in Horizon Europe - Status and views from the European Commission by Hervé Martin **43-46**

### Round Tables

- Round Table One: From Research to Flight bridging the Death Valley **47**
- Round Table Two: Electric Hybrid Propulsion **47**

### Aerospace Event Calendar

- Among upcoming aerospace events **48**

## AEC2020 TOOK PLACE IN BORDEAUX, FRANCE, FROM 25 TO 27 FEBRUARY 2020

By Jean-Pierre Sanfourche, Editor-in-Chief

The **AerospaceEuropeConference2020**, organised by the French Association of Aeronautics and Astronautics (3AF Association Aéronautique et Astronautique de France) on behalf of the Council of European Aerospace Societies (CEAS), held in Bordeaux from 25 to 27 February, was very successful.

The venue was the prestigious Bordeaux Congress Centre located in Bordeaux-Lac.



© 3AF



© 3AF

The event had been supported by a number of industrial companies and institutions.



The mention "very successful" is justified because it was attended by near to 500 delegates from all over the world: France 115; Germany 80; UK 39; Italy 29, Belgium 28; NL 28; Japan 20; Romania 18; Spain 17; USA 16; Russia 14; Poland 9; Portugal 9; Sweden 8; Israel 7; China 6, with



Reception desk – On the right, B. Wierzbinska-Prus (CEAS Administrative Support Person) works together with her French Colleagues © Zdobyslaw



CEAS booth, from left: W. Ostachowicz, Z. Goraj, Ch. Hermans, T. Goetzendorf-Grabowski and M. Oliver-Herrero © Zdobyslaw

in addition some participants from Ireland, Czech Republic, Turkey, South Korea, Switzerland, Austria, Taiwan, Ukraine and Algeria.

In total, about 350 technical high-level papers were presented.

It has to be noticed that an important delegation from China had been initially foreseen, 70 delegates, but due to the coronavirus epidemic the organisers were obliged to reduce it to 6 only.

Approximately 200 delegates came from industry, and 300 from academia and research establishments.

Besides we had pleasure in observing the presence of a high number of students and young professionals.

Unfortunately, for coronavirus epidemic reasons also, the technical visits (Dassault Aviation – Thales – Ariane-group) as well as the Wine Tour in Blaye programmed for the Friday 28 February had to be cancelled.

### GENERAL BACKGROUND

To pave the way for a single European aerospace conference, the CEAS and the French Association of Aeronautics and Astronautics (3AF) had decided to join forces to



launch the very first edition of Aerospace Europe Conference: AEC2020.

AEC2020 featured three main events: ANERS, Greener Aviation and Space.

- The CEAS and the American Institute of Aeronautics and Astronautics (AIAA) hold the 8<sup>th</sup> edition of their regular symposium ANERS (Aircraft Noise and Emissions Reduction Symposium). Supporting the development of a long-term vision, the objective of this high-level technical Symposium is to review challenges and opportunities faced by manufacturers, local communities, air carriers, airports, governmental institutions, and non-governmental organisations in addressing noise and emissions abatement and to discuss holistic solutions that will alleviate the pressures associated with air traffic.
- In the recent years, the 3AF had held two important conferences about Greener Aviation in close liaison with Clean Sky JU, this part of AEC2020 was therefore its third edition.
- The previous six CEAS Conferences (2007 Berlin, 2009 Manchester, 2011 Venice, 2013 Linköping, 2015 Delft, 2017 Bucharest) comprised two parts, Air and Space, this is the reason why they were called 'CEAS Air & Space Conference'. So, AEC2020 being the 7<sup>th</sup> edition of the CEAS biennial conference, it covered both aeronautics and space, focusing on environmental issues.

### AEC2020 WAS STRUCTURED AROUND FIVE PLENARY SESSIONS:

#### • Plenary Session 1 – 25 February morning - Opening

Chair: Christian Mari, 3AF, Chair of AEC2020  
 Welcome by Louis Le Portz, President of 3AF  
 Alain Rousset : President of Nouvelle Aquitaine Region

#### • Plenary Session 2 – 25 February afternoon

Chair: Christophe Hermans, DNW (NL)  
 Keynote Speech 1: The Space Climate Observatory: a great deal – Jean-Yves La Gall, President of CNES (France)  
 Keynote Speech 2: Clean Sky towards climate-neutral aviation – Axel Krein, Executive Director Clean Sky JU

#### • Plenary Session 3 – 26 February

Chair: Rafael Bureo Dacal, ESA/ESTEC  
 Keynote Speech 3: Common aeronautics-space Technologies – Pascale Ehrenfreund, DLR Chair  
 Keynote Speech 4: Space electric propulsion – José Gonzalez del Amo, ESA/ESTEC  
 Round Table 1: From research to flight bridging the Death Valley – Moderator: Philippe Landiech, CNES

#### • Plenary Session 4 – 27 February

Chair: Valérie Guénon, Director of Environmental Policy, Safran University  
 Keynote Speech 5: Green bizjet technological develop-

ments within aeronautical research programmes – Bruno Stoufflet, CTO Dassault Aviation and Vice President of CORAC

Keynote Speech 6: The route to sustainable aviation – Paul Stein, CTO Rolls-Royce

Round Table 2: Electrohybrid propulsion – Moderator: Rolfe Henke, DLR Executive Board Member for Aeronautics Research

#### • Plenary Session 5 – 27 February afternoon – Closing

Chair: Zdobyslaw Goraj, TU Warsaw, CEAS President  
 Keynote Speech 7: Civil Aviation in Horizon Europe – status and view from the European Commission – Hervé Martin, Head of Unit "Low Emission Future Industries", Directorate General for Research and Innovation, Clean Planet, European Commission

- Best Paper Award Ceremony

- The CEAS Award Ceremony

### OPENING - WELCOME

The conference was opened by Christian Mari, Chair of AEC2020.



Opening ceremony – Christian Mari (Chair of AEC-2020)  
 © Zdobyslaw

Then, President Louis Le Portz presented the hosting society, the French Association of Aeronautics and Astronautics 3AF.



Opening ceremony – Louis le Portz (3AF President)  
 © Zdobyslaw

Then Alain Rousset, President of the "Nouvelle Aquitaine" Region, highlighted the density of aerospace activity in South-West of France, most notably in Bordeaux,

and delivered a brilliant plea in favour of research, which needs to be more and more intensified for properly solving the difficult constraints aerospace is facing, in particular environmental, and more generally for preparing the best possible future for the next generations.



*Opening ceremony – Alain Rousset – the “Nouvelle Aquitaine” region President*  
© Zdobyslaw

#### **TECHNICAL PAPERS: EACH PLENARY SESSION WAS DIVIDED INTO THREE PARTS:**

- ANERS
- Aeronautics
- Space

ANERS TOPICS included: Noise Impact: the ANIMA programme (Aviation Noise Impact Management through Novel Approaches) - Alternative Fuels - Green Operations  
AERONAUTICS TOPICS included: Aerodynamics - Materials and Structures - Composites - Hybrid/electric propulsion and aircraft - Electric powered aircraft - On board energy management and alternative power sources - Research infrastructure for greener and safer aviation - Low noise - Acoustic liners - Manufacturing, Testing monitoring and certification - New aircraft configurations - Numerical simulation, and optimisation of novel aircraft concept - High speed transport and environment - Urban air mobility and its impact on the environment - Autonomous aircraft operations - Satellites communications and Operations, software and robotics - Testing, design methods and concepts - Clean Sky Technology Evaluator

SPACE TOPICS included: Clean space, space debris - Materials and advanced manufacturing for space applications - Structures, thermal and mechanisms - Environmental control and life support in space - Space aerothermodynamics - Space propulsion - Space Guidance Navigation and Control (GNC) - Mission design and space systems - Testing

#### **SEVEN KEYNOTE SPEECHES:**

See pages 10 to 46.

#### **THE CLOSING SESSION**

The Closing Session included:

- the Keynote Speech “Clean Aviation in HORIZON EUROPE – status and views from the European Commission”, which was delivered by Hervé Martin, Head of Unit “Low Emission Future Industries” at the Directorate General for Research and Innovation, Clean Planet, European Commission;
- the conclusive speech delivered by Zdobyslaw Goraj, CEAS President;



*Closing ceremony – CEAS President Zdobyslaw Goraj*  
© Zdobyslaw



*Closing Ceremony – CEAS President Z. Goraj expresses the words of thanks for 3AF – the main organiser of AEC-2020 on the hands of Dominique Nouailhas – the main architect of organisational success of the conference*  
© Zdobyslaw

- the invitation of Prof. T. Goetzendorf-Grabowski, President of PSAA, to the next CEAS Conference AEC2021 which will take place in Warsaw, Poland, in Autumn 2021.





Prof. T. Goetzendorf-Grabowski – President of PSAA – invites to the next AEC-2021, to be held in Warsaw, Poland. © Zdobyslaw



Cocktail Party held in Bordeaux county hall, from left: Z. Goraj, T. Goetzendorf-Grabowski, M. Kowalski, B. Wierzbinska-Prus, Sergey Chernyshev and W.Ostachowicz. © Zdobyslaw



Discussion after key-note lecture given by Hervé Martin - European Commission, Head of the Unit "Low Emission Future Industries" © Zdobyslaw

**THE BEST PAPER AWARDS CEREMONY**

• IN AERONAUTICAL BRANCH



*Best Paper Award Ceremony in the Aeronautical Branch*  
Valérie Guéron presents the award to Vlad Ciobaca (DLR Braunschweig) and his co-authors for their work accomplished in aerodynamics: "CFD and Wind Tunnel Tests for Local Active Flow Control at the Wing-Pylon Nacelle Junction". © Zdobyslaw

• IN SPACE BRANCH



*Best Paper Award Ceremony in the Space Branch*  
The Award was delivered to Mr Andrea Valmormida for the paper "Deployment Requirements for Deorbiting electrodynamic Tether Technology". This paper has been coproduced by the University of Padova, SENER and the University Carlos III. © Zdobyslaw

## THE SPACE CLIMATE OBSERVATORY: A GREEN NEW DEAL

By Jean-Yves Le Gall, President of the French Space Agency (CNES)

### Ladies and Gentlemen,



The space industry is well used to addressing issues of international importance. Whether studying the Sun with Solar Orbiter, launched earlier this month, exploring Mars with ExoMars and Mars 2020, set to depart to the red planet in July, or returning to the Moon

with the Artemis programme in which we will be key partners, such challenges spur us to push the boundaries of science and technology, which is something that engineers like you will easily appreciate.

### CLIMATE CHANGE

But today, the challenge facing us is climate change. President Macron reaffirmed this priority in Chamonix on 13 February and the European Union is advocating a Green Deal to transform Europe's economy and gear it towards sustainable development. CNES is integral to France's desire, first expressed nearly 60 years ago by President Charles de Gaulle, to place our country in the vanguard of space science.

CNES is today Europe's leading space agency and has over the years forged ties with other national space agencies all over the world, from the United States to China and the United Arab Emirates to Israel, India and Singapore. This world-embracing vision is what drives our ambition, be it in the field of Earth remote-sensing satellites, in missions to explore our solar system and beyond, or more broadly in our laser focus on innovation.

### A MOON WITH A VIEW

But to get back to the theme of my talk today, I would like to show you what National Geographic photographer Brian Skerry believes is the most important picture ever taken. Take your minds back to Christmas Eve of 1968, as astronauts Frank Borman, Jim Lovell and Bill Anders begin orbiting the Moon. Bill Anders grabs hold of his camera and takes this picture of Earthrise—a picture that would spur ecologists into action and sow the first seeds for a global perspective of our development. In 1994, Carl Sagan would write: "That's home. That's us. [...] To my mind, there is perhaps no better demonstration of the folly of human conceits than this distant image of our tiny world. To me, it underscores our responsibility to deal more kindly and compassionately with one another and to preserve and cherish that pale blue dot, the only home we've ever known."

On his return to Earth on 12 April 1961, Yuri Gagarin put it no better, and ESA astronaut Thomas Pesquet took pictures from the International Space Station to open our

eyes once more to the beauty and fragility of this planet. Space has therefore become a great tool for broadening our perspective and seeing things more clearly from afar. This philosophy led us in 2017 at the first One Planet Summit to submit a proposal to President Macron to create the Space Climate Observatory, or SCO.

### ONE PLANET SUMMIT

Building on the strong momentum created by France, the COP 21 conference in 2015 and then the One Planet Summit two years later reaffirmed the commitment of stakeholders from all horizons—governments, international organizations, development banks, NGOs, foundations, investors and territories—to tackle climate change, for we can no longer stand by and watch as it plays havoc with our environments and lives. It had therefore become urgent to prepare ourselves to mitigate these effects and adapt our societies to the changes afoot in agricultural ecosystems, in forests and on our shores.

In response to these planet-wide challenges, CNES proposed to engage the efforts of the world's space agencies behind a strong initiative through the framework of the One Planet Summit. They committed to step up their cooperation and actions in the field of climate change, to address its impacts and monitor ecosystems in order to inform decisions at global and local scales. This initiative led to the adoption of the Paris Declaration creating the SCO signed by 23 space agencies, UNOOSA, UNDP and the European Commission.

### SPACE CLIMATE OBSERVATORY

The Space Climate Observatory is part of this effort to deliver data, information, models and tools to inform decisions on coping with the impacts of climate change. We must now use the long record of in-situ and space-based climate measurements that we have established to respond to the challenges facing us at local level and in our daily lives. We also possess a wealth of local socio-economic data on populations, infrastructures, towns and cities.

While the first signs of change on a global scale—such as rising temperatures and sea level, and more intense severe weather events—are already identified, what about their impacts on countries, regions, cities and villages? How can we exploit the legacy of Earth remote-sensing data such as France's SPOT World Heritage 30-year archive to come up with change scenarios out to 2030, 2050 and even as far as 2100? How can we ensure interoperability between these sources of data to model as precisely as possible the consequences of rising coastal waters, urban heat islands, disappearing mountain snow cover and water stress?

### FRANCE AS A KEY PLAYER

The SCO will have to address these issues and challenges by delivering products and indicators at the appropriate territorial scale. And it will have to do this in coordinated fashion, working with space agencies and large international organizations alongside existing major international climate programmes. Operating downstream of these international programmes, the SCO will help nations prepare for climate change, build realistic scenarios and monitor the impacts being felt locally now and in the future. This ability for nations to specifically analyse the consequences of global changes at the scale of territories and populations will enable them to devise more effective coping and mitigation solutions.

The SCO is therefore a project that must federate the energies of all nations. France, as the project's initiator through CNES, must continue to lead the way in creating a world benchmark hub in local modelling of climate change, attracting the best and brightest research scientists and engineers and leveraging its leading research bodies, laboratories and industry, notably the increasing number of start-ups emerging in this domain.

### MAKE OUR PLANET GREAT AGAIN

To make this project a success, we will need to devote the resources to match our ambitions. From a human resources perspective, we must exploit and develop the pool of world-renowned expertise currently available in France, continue to attract the best talents through the Make Our Planet Great Again initiative and get this fabric to mesh with and tap into all of the capabilities out there. From a material resources standpoint, we must overcome the obstacles encountered in finding, accessing and processing data, by deploying leading-edge digital technologies on a large scale.

The SCO will therefore be foundational for the world of research and will work closely with an ecosystem developed by particularly dynamic private initiatives in France in these domains. Many research laboratories and scientists are already working on these disciplines. The aim now is to scale up these efforts to obtain data covering large territories, using increased computing power able to deliver the performance required to handle large amounts of data.

### SPACE FOR EARTH

In particular, artificial intelligence, used massively by these systems, algorithms and the extraction and generation of new data will be a new source of wealth. The national material and human components of the SCO will therefore be critical to ensure that France remains a leading player in this international programme. To this end, the SCO will be able to build from the national artificial intelligence plan announced by President Macron, of which it will be destined to become the climate change component.

So, as you can see, space is coming back to Earth. Only analyses and views from space give us the information we need to propose climate-resilience actions to decision-makers at world, national, regional and local levels. Such actions will be made possible by combining our data with in-situ analyses and local data, and will enhance our ability to explain climate change, to convince people that it is real and to spawn a new planet-wide awareness. We have before us one of the biggest challenges ever faced by humankind—not to go to the Moon or Mars, not to venture ever deeper into our Universe, but to preserve our planet for future generations. With the SCO, CNES is ready for this Green New Deal!







# CLEAN SKY TOWARDS CLIMATE-NEUTRAL

By Axel Krein, Executive Director, Clean Sky JU

## Clean Sky 2: an open and inclusive PPP



- €4 billion Public-Private Partnership Programme
- Large SME participation with a high percentage of SMEs being first-time EU programme participants
- Broad geographical spread and widening of aeronautics sector
- Newcomers from other sectors providing key innovation impetus (e.g. automotive)
- On track to hit 2/3 of spending in Q1 2020

Clean Sky = an efficient and performant EU-wide eco-system



## Clean Sky 2: major demonstrators

### Breakthroughs in Propulsion Efficiency

- Very High Bypass Ratio (VHBR) Large Turbofan TRL 6 - 2023
- Ultra-High Propulsive Efficiency (UHPE) TRL 5+ - mid-2022
- Advanced Ground Engine Configuration (AGEC) and IPT technology demonstration TRL 5 - 2023
- Business aviation / short range Regional Turboprop TRL 5 - 2022
- Light weight and efficient Jet-A/RP regenerating engine (Small Aero-Engine) TRL 6 - 2019
- Reliable and more efficient operation of small turbine engines (Small Aero-Engine) TRL 6 - 2019
- Hybrid Propulsion Ground Test Bench 2020
- Novel Aircraft Configuration & Scaled Flight Test 2021

### Advances in Wings and Aerodynamics

- Adaptive Wing Integrated Demonstrator Flying Test Bed 2022
- Integrated Wing Technologies Flying Test Bed 2020 & 2023
- Advanced Laminar Flow on Wings and Empennage
- Laminar Flowcar Vertical TRL 8 - 2019

### Future Cockpit and Flight Guidance Systems

- Disruptive Cockpit Demonstrator (Function preparation test) 2023
- Active Regional Cockpit 2020
- Roller Enhanced Cockpit Concept 2022
- Avionics for Extended Cockpit Demonstrator - 2020
- Affordable SESAR Compliant cockpit for Small Aircraft

### Novel Aircraft Configurations

- NextGen/CTB demonstrator - Next Generation Civil
- SACER - Rapid And Cost-Effective Robotcraft
- Optimal Passenger Environment
- Full Scale Mock-up of Business Jet Office Centred Cabin 2021
- Innovative Cabin & Cargo Systems Technologies 2021

### More Electric Aircraft & Systems

- Regional Aircraft Iron Bird Systems Integration - 2021
- Innovative Electrical Wing - 2021
- Electric Drive Landing Gear System (E-LOG)
- Advanced Electrical Environmental Control System (E-ECS) Demonstrator
- Full Chain demonstration: Electrical power generation, distribution and usage

### Innovative Structures and Production Systems

- Advanced Rear Exit Demonstrator 2023
- Functional Cabin & Cargo Demonstrator of new integrated systems
- Next Generation Multifunctional Fuselage Demonstrate: fuselage assembly & structure integration
- Advanced Lower Center Fuselage Demonstrator
- Regional Aircraft Fuselage / Flat Cabin Integrated Demonstrator
- Affordable structures for Small Air Transport
- Advanced Small Aircraft Wing Box in Out-of-Axis class CFRP 2020

A PPP delivering on its commitments



Important gains are being made, but this is not enough!

**Clean Sky 2 Environmental Objectives**

- CO<sub>2</sub> -20% to -30%
- NO<sub>x</sub> -20% to -30%
- vs. best aircraft in 2014

**PARIS2015**  
UN CLIMATE CHANGE CONFERENCE  
COP21-CMP11

**ATAGU**

**IATA**

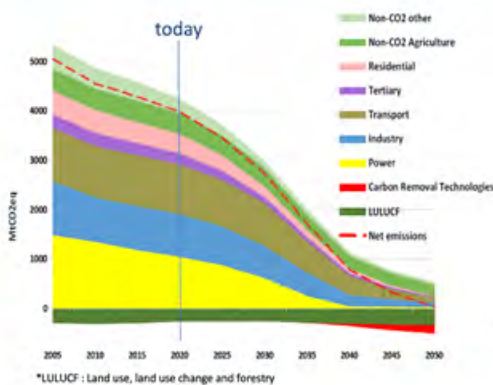
**icct**

**EUROPE'S GREEN DEAL**

Our vision: Climate neutral Europe by 2050

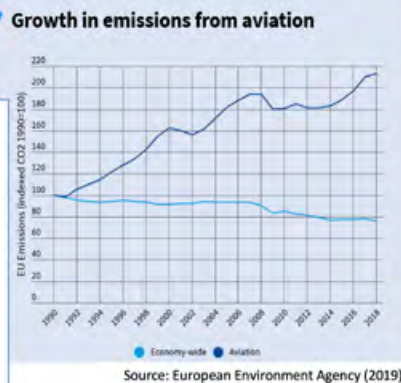
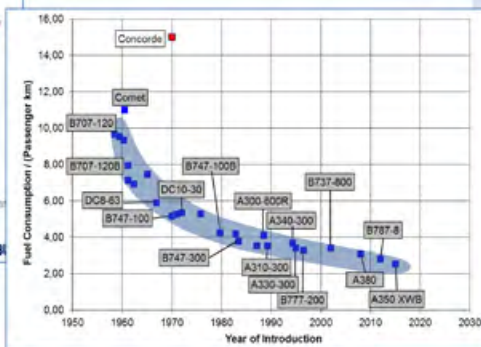
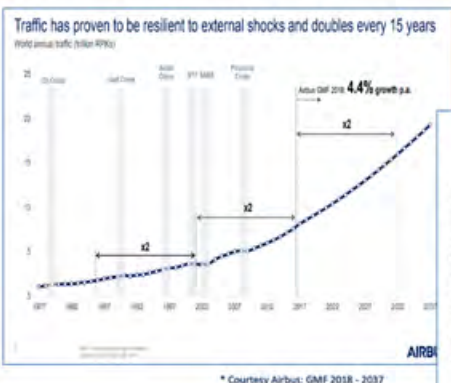
The Green Deal: climate neutrality and EU competitiveness

Europe's greenhouse gas emissions trajectory



To secure net impact by 2050, actions need to be taken now!

Aviation growth is stronger than CO<sub>2</sub> reduction per RPK \*



- Options:
1. Reduce air transport (e.g. taxes, increased ticket prices, regulation)
  2. Drastically and urgently reduce emissions via technology (and fuels)

\*RPK – revenue passenger kilometre



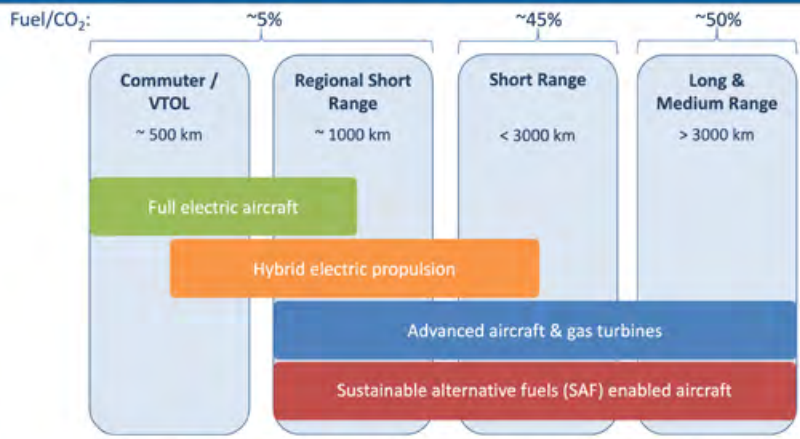
### Private stakeholder's Shared Vision and Commitment for the proposed Clean Aviation Partnership



A Shared Vision: climate-neutral aviation by 2050



### Technology thrusts per product cluster



Up to 50% technology-driven emissions reduction by 2050; ~90% when combined with optimised operations and SAF



### Implementation challenge 1: research approach

- | Horizon 2020  | Horizon Europe   |
|---|--|
| <ul style="list-style-type: none"> <li>➢ Upstream research within "Collaborative Research Programme"</li> <li>➢ Demonstrators within "Clean Sky 2 Programme"</li> <li>➢ Limited synergies between the two programmes</li> </ul> | <ul style="list-style-type: none"> <li>➢ Upstream research in order to fill the pipeline and mature technologies</li> <li>➢ Demonstrators to enable accelerated incorporation into disruptive innovations for maximum impact</li> <li>➢ ONE integrated programme for both, upstream and demonstrator research</li> </ul> |

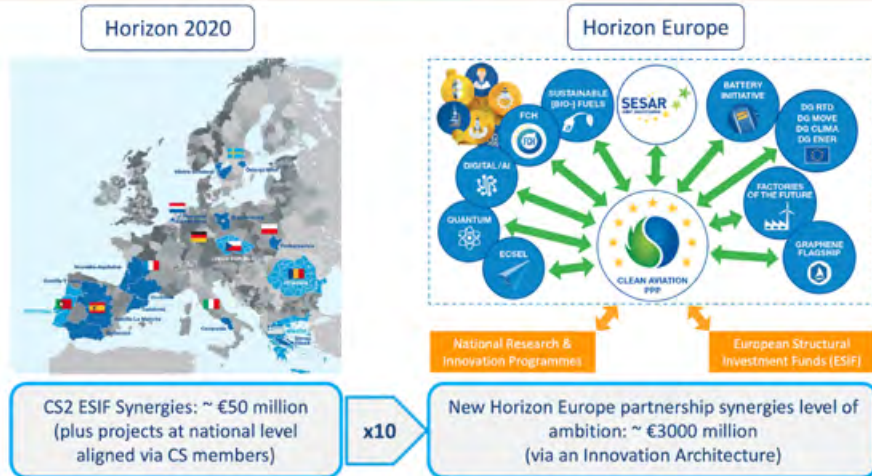


Integrating upstream research and demonstrators is vital



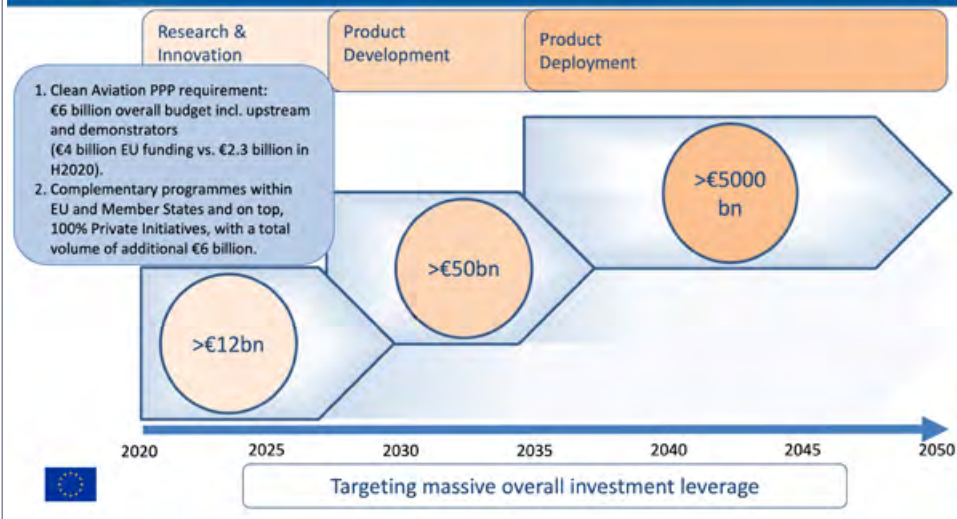


## Implementation challenge 2: innovation architecture



Maximising synergies across Europe is essential

## Towards climate-neutral aviation: total effort required



## Outlook on Horizon Europe: *Clean Aviation Partnership*

- European Commission priorities for 2021-2027 (e.g. Green Deal)
- Clear and extremely ambitious sector-wide commitment to achieve a climate-neutral aviation in 2050, while ensuring EU's competitiveness
- Revolution in technology development and its fast and widespread deployment is mandatory
- A PPP ensures teaming and brings research and policy together → **impact**
- Impact will assure European aviation is fit for the future and a global leader
- Effective regulations and an appropriate financial framework will enable synergies, setting global standards and secure EU's industrial strategy





# COMMON AERONAUTICS-SPACE TECHNOLOGIES AT GERMAN AEROSPACE CENTRE DLR

By Prof. Dr Pascale Ehrenfreund, Chair of DLR Executive Board

**DLR Research Center**

2019  
2018  
2017

**9.000 Employees**  
**49 Institutes & Facilities**  
**27 Sites across Germany**  
**400 Partners in 60 countries worldwide**

**DLR**

**Aeronautics** **Space** **Energy** **Transport** **Security** **Digitalization**

**DLR 2016-2020**

Maritime infrastructures | **BIG DATA** | Networked Energy Systems

Digitalization in Aeronautics | Quantum Technologies | Low Carbon Industrial Processes | Protection of Terrestrial Infrastructures

Solar-Terrestrial Physics  
**NEW DLR RESEARCH TOPICS**

Unmanned Aircraft Systems | Smart Mobility | Maritime Energy Systems



**DLR Aeronautics and Space Institutes**

**LDACS**  
L-band Digital Aeronautical Communications System

Station C | Station D | Station A | Station E

**Additional security**  
**Faster, efficient and complex Data transmission**  
**Greater range and accuracy**

DLR | ROHDE & SCHWARZ | bps | iad | e | Deutsche Flugtechnik



**High-Altitude Platform**

**Global Connectivity via Satellite**

**DLR-wide cross-sectional joint research projects**

**Condition Monitoring**

**Future Fuels**

### Joint Research Project „HAP“

Unmanned High-Altitude Platform

**Research platform** for high-altitude solar aircraft and other observation systems with a minimum payload of 5 kg

**Fixed position** (for months) at any location

For the exploration of **Earth, sea routes, environment, etc. ...** with applications for **security and ad-hoc communication networks**

In comparison to satellites: **Continuous observation**, higher resolution, lower communication runtimes, lower launch costs, no space debris, **reusable and modular**

**MACS Kamera**

Lat 54° 4.52"  
Lon 8° 5.20"  
UTC 09:16:54  
Size 4  
ID 18

**HAPSAR Radar**

Observation is independent of weather and time of day, with high spatial and radiometric resolution

### Joint Research Project „Global Connectivity via Satellite“

Research and Development of high-speed Internet Connection via satellite

**Optical Feeder-Links**

**Reliable, cost-effective and rapidly deployable** solution, to supplement optical fibre and mobile communications, through **optical communication**

Strengthening the basis of the **digital economy and society** through **intelligent mobility**

Increased connectivity for **underserved areas and mobile carriers** (trains, ships and aircraft)

Advantages include an almost unlimited spectrum and fewer regulatory obstacles

**RF User Links with multi beam-antennae**

### Joint Research Project „Condition Monitoring“

Monitoring of Safety-relevant Structures

**“Digital Twin in Operation“**

Integration of DLR competencies through the topic of **condition monitoring, from sensor technology to data evaluation**

**Bundling of the individual technologies** in assessable and application-relevant condition monitoring scenarios

Scheduled application scenarios: **Aircraft, spacecraft, traffic infrastructure, buildings and structures**

**Sensors**

**Data Analysis**

**Evaluation**



### Joint Research Project „Future Fuels“

DLR-wide research on synthetic fuels



**Sustainable sources of energy for the mobility and energy sector: energy transition and climate change**

**Climate neutral, efficient, economical production and emission free usage**

**Application for cars, trains, ships, aircraft, launchers, power-heat coupling, peak load power plants**

Focus: liquid hydrocarbons    green fuels for space



**E-Fuels**




**Solar Fuels**



**Biomass Based Fuels**

### Factory of the Future“

Technologies for the digital factory of the future




**Use of Intelligent robotic systems in digital production**


Transfer of technologies from Aeronautics and Space research to industrial production

**Focus:** intelligent lightweight robots, flexible and versatile manufacturing, simulation methods

Aircraft – Launcher – Satellites – Vehicles



- 1 HUMAN-ROBOT COLLABORATION
- 2 MOBILE MANIPULATION
- 3 AUTONOMOUS ASSEMBLY
- 4 ADDITIVE MANUFACTURING
- 5 DIGITAL TWINS
- 6 DIGITAL GUIDANCE



### DLR is expanding and evolving....

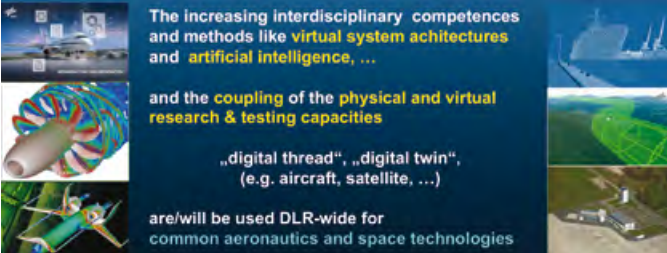
Many new institutes and test facilities were installed 2016-2020

The increasing interdisciplinary competences and methods like **virtual system architectures** and **artificial intelligence**, ...

and the **coupling of the physical and virtual research & testing capacities**

„digital thread“, „digital twin“, (e.g. aircraft, satellite, ...)

are/will be used DLR-wide for common aeronautics and space technologies



### Effects of emissions on climate and health

- Climate models: air, land & sea
- Coupling of traffic models with climate and weather models and integration of medial research
- Measurements of greenhouse gases, particulate matter, exhaust gases
- Alternative fuels
- E-Mobility, Electric Flight




**Earth System Model Evaluation Tool**

1950    1950

Scenario plus 1-2°C    Scenario plus 4-6°C

RCP2.6    RCP5    RCP8.5



**ECLIF – alternative fuels**





**TANDEM**  **Global Products: New perspectives of our planet**



**Demography  
Global Urban Footprint**

TanDEM-X Global DEM

**TANDEM**  
FOREST/NON-FOREST MAP






**Gulfstream G550  
Business Jet**



Altitude: 15 km  
Reach: 8.000 km  
Velocity : 1.054 km/h

**CoMet**  
CO<sub>2</sub> and  
Methan Mission  
Climate models



**Monitoring of regional greenhouse gas fluxes**





**National Test Center for Unmanned Aerial Systems: Airport Cochstedt**



**Zero Emission Aviation**



**IStar**







**Research for sustainable, networked and automated Mobility**

Urban mobility  
Intermodal Transport

Quantum Technologies

Guidance and Position Monitoring

Sector Coupling  
Energy & Transport

Unmanned Aircraft

Autonomous Driving

Improved GNSS services

**SDGs@DLR**

**UNDP**

High Tech Support for Humanitarian Aid

**Projects & Partners**

WORLD BANK GROUP United Nations giz

TECHNOLOGY FACILITATION MECHANISM SUSTAINABLE DEVELOPMENT GOALS

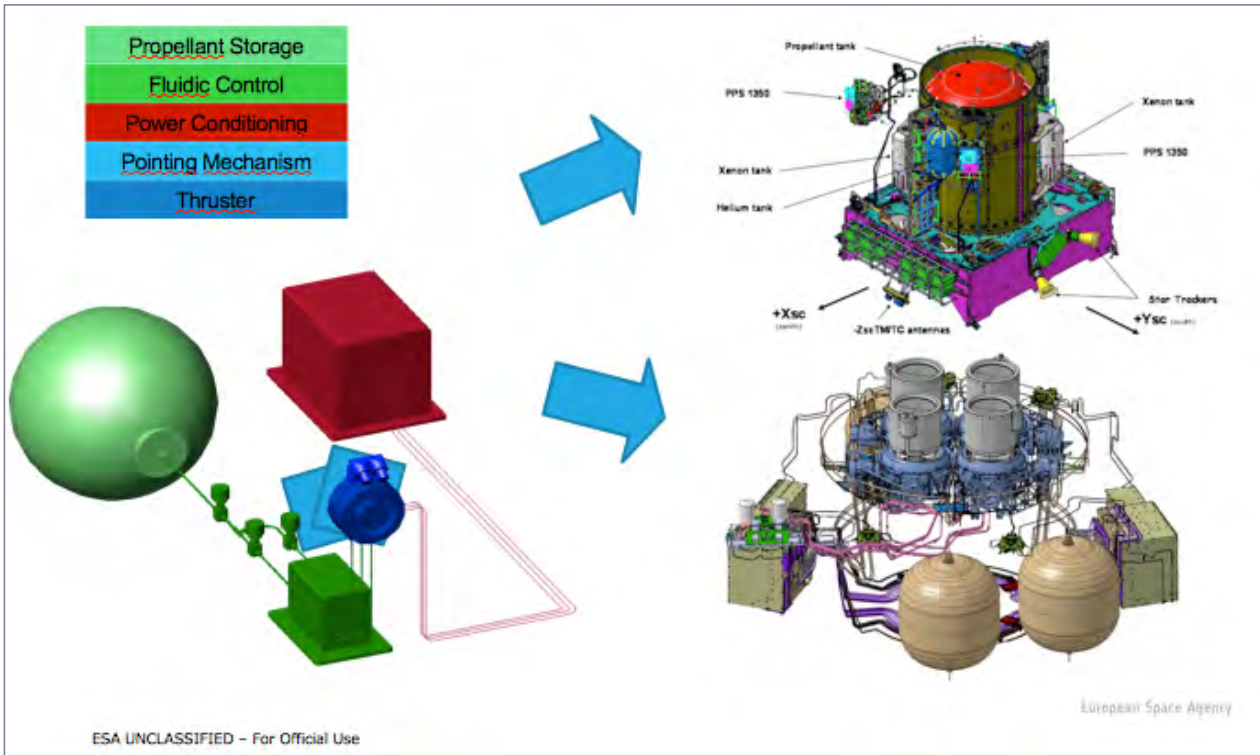
**For the tasks of the future in the aerospace industry**

partnership is needed ....

- Noticeable change processes influence the aerospace industry
- Partnership between research and industry
- In times of digitization and Industry 4.0, successful collaboration is less and less based on rigid disciplinary or industry boundaries
- It is more important than ever to work on future challenges together and **to combine forces..**

# ELECTRIC PROPULSION SYSTEMS AT THE EUROPEAN SPACE AGENCY

By J.A. Gonzalez del Amo, Head of the Electrical Propulsion Section, ESA/ESTEC



## INTRODUCTION: ELECTRIC PROPULSION

- In general, Electric Propulsion (EP) encompasses any propulsion technology in which electricity is used to produce thrust.
- Electrical energy is used to ionize the propellant (gas, liquid, solid) and accelerate the resulting ions/plasma to very high exhaust velocities (10-40km/s)
- Electric Propulsion is very fuel efficient, but much lower thrust levels achievable than for chemical propulsion.
- Depending on the process used to accelerate the propellant, electric propulsion thrusters fall into three main categories.

### •Electrothermal

- Resistojets\*
- Arcjets\*



### •Electrostatic

- Gridded Ion Engines (GIE)\*
- Colloid
- Field Emission Electric Propulsion (FEEP)



### •Electromagnetic

- Hall Effect Thruster (HET)\*
- High Efficiency Multistage Plasma Thruster (HEMPT)\*
- Pulsed Plasma Thrusters
- Magneto Plasma Dynamic Thrusters



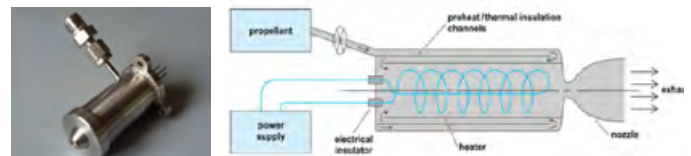
\*Applicable for GEO satellite propulsion

## ELECTROTHERMAL THRUSTERS: RESISTOJETS / ARCJETS

Resistojets are electrothermal devices in which the propellant is heated by passing through a resistively heated chamber or over a resistively heated element before entering a downstream nozzle.

The increase in exhaust velocity is due to the thermal heating of the propellant, which limits the specific impulse to low levels (<500 s).


Resistojets are relatively simple devices and can be used as auxiliary propulsion on satellites.



The amount of energy added to the flow in a resistojet is limited by the maximum working temperature of the heating element.

In an Arcjet thruster, an electrical discharge (arc) is generated within the flow between a cathode and anode. This imparts additional energy to the propellant flow, and therefore, higher specific impulse is achievable compared to resistojets. Electrostatic Thrusters: Gridded Ion Engines (GIE)





ELECTROSTATIC THRUSTERS:  
FIELD EMISSION ELECTRIC PROPULSION (FEEP)

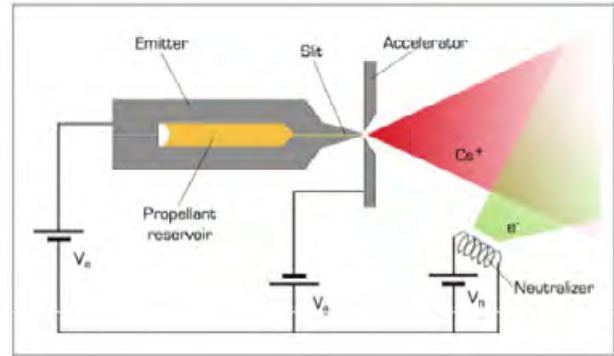
**FEEP is an electrostatic type thruster:**

- thrust is generated by ions accelerated by electric fields at high exhaust velocities;
- electrons need to be emitted downstream in the same quantity for charge balancing.

ELECTROSTATIC THRUSTERS:  
GRIDDED ION ENGINES (GIE)

**Gridded Ion Engines comprise three main processes:**

- Generation of a plasma discharge via ionization of propellant by electron bombardment.
- Extraction of ions and subsequent acceleration to very high velocities across potentials of few kV applied between multi-aperture grids (electrodes).
- Space-charge neutralization of the ion beam using an external electron source (cathode)



$$qV_e \approx \frac{1}{2} Mv_e^2 \approx v_e \sqrt{\frac{2qV_e}{M}}$$

$$\dot{m}_i \approx \frac{MI_b}{q} \quad I_b \approx q_e \approx q_a$$

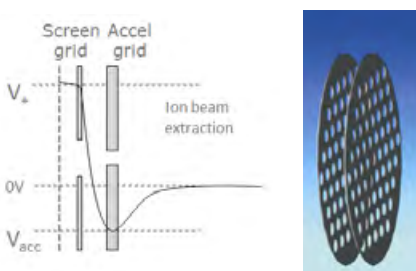
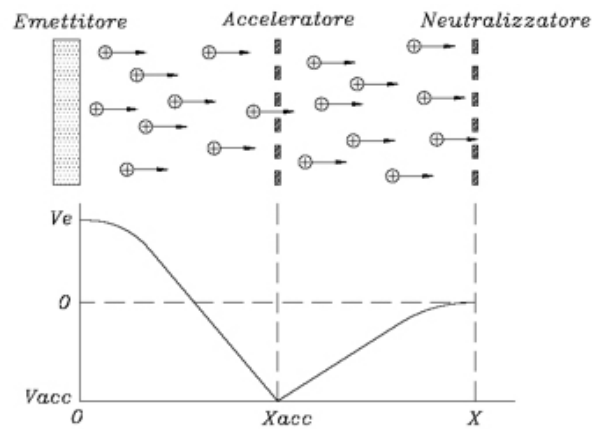
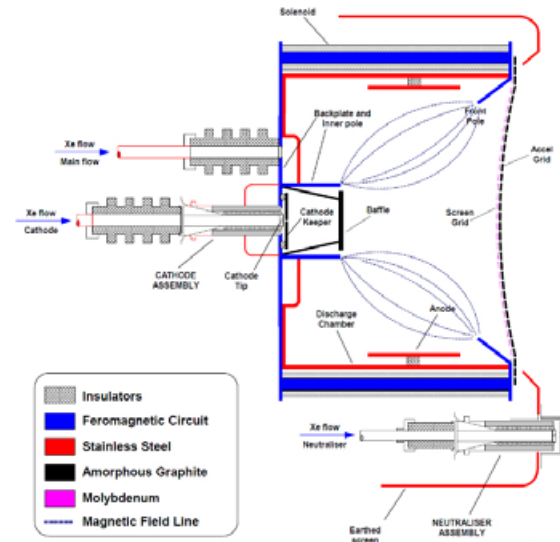
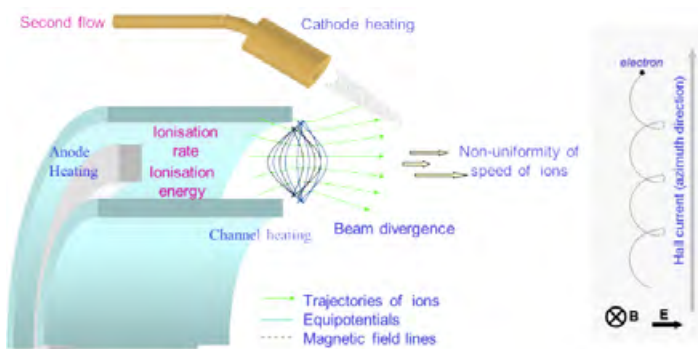
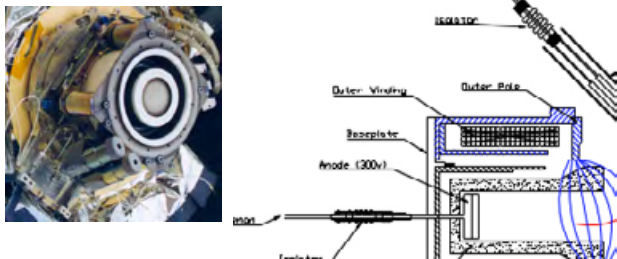


Image: QinetiQ

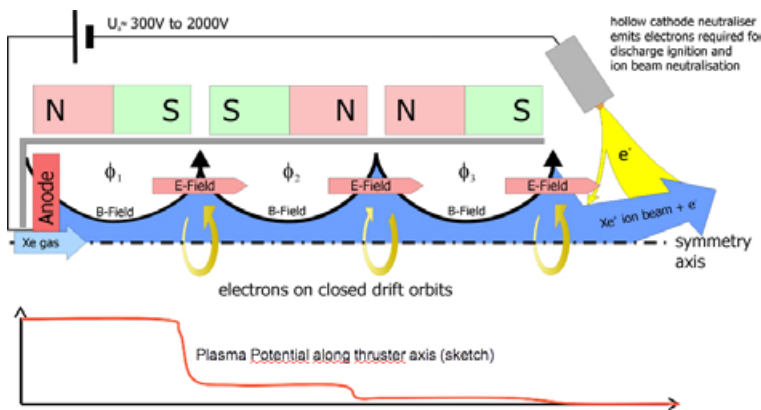
ELECTROMAGNETIC THRUSTERS:  
HALL EFFECT THRUSTER (HET)

- Neutral gas supplied to hollow cathode and fed through anode at base of discharge chamber.
- Potential difference applied between cathode and anode.
- Electromagnets generate radial magnetic field in discharge channel.
- Electrons are magnetized; follow field lines and enter discharge channel towards anode.
- E x B field causes azimuthal drift of electrons around axis of thruster circulating hall current.
- As neutrals diffuse into discharge channel, they are ionized by high energy electrons.

- The more massive ions are not magnetized and are accelerated out of the discharge channel by the electric field.
- Equivalent number of electrons emitted by cathode space charge neutral plasma plume




**ELECTROMAGNETIC THRUSTERS:  
HIGH EFFICIENCY MULTISTAGE PLASMA  
THRUSTER (HEMPT)**



**Commercial Spacecraft, ESA initiatives,**

1. ESA **Artemis** satellite using 4 ion engines (2 RIT and 2 UK-10) has paved the way for the use of electric propulsion in telecommunication spacecraft.
2. Astrium with several spacecraft launched (4 **Inmarsat**, 1 **Intelsat** and 1 **Yasat** satellites, ...) and many more satellites in construction has the most important experience in Europe in integration of Electric Propulsion Systems.
3. Astrium and Thales have demonstrated their capability to integrate this technology in GEO satellites. The ESA



**Alphasat** spacecraft will use PPS1350 for NSSK operations. Alphasat evolution will also consider Electric propulsion for future missions.

4. **Small GEO** satellite has 4 Hall Effect thrusters, SPT-100,

5. **NEOSAT and ELECTRA** will have EP for station keeping and ORBIT RAISING manoeuvres. FULL EP SPACECRAFT (PPS5000). Astrium and Thales will use the HET technology in Eurostar and Spacebus platforms.

**TELECOMMUNICATION APPLICATIONS  
FUTURE ARCHITECTURES**

The use of Electric Propulsion in the telecommunication space market is essential to improve the position of the European space sector. The announcement of Boeing in 2012 on the procurement of 4 telecommunication spacecraft (platform 702SP), offered for only 125 million dollars each including launch, thanks to the use of electric propulsion for both NSSK and orbit raising from GTO to GEO, has been noted by European operators and primes. The launch of the first 2 spacecraft took place on the 1 March 2015. AsianSat has already ask for another extra-satellite.

ESA is now fully involved in the preparation of several telecommunication programmes (NeoSat, Electra) that will make use of electric propulsion for all the key maneuvers, paving the way for the commercial use of all-electric platforms by the primes Astrium, Thales and OHB Systems.

Eutelsat and SES have bought in the last years several spacecraft using electric propulsion as main system for orbit raising and station keeping operations.

Boeing has selected the Falcon 9 for the launch of these spacecraft. Current and future European launchers will need to be capable to optimise their performances, interfaces and operations to offer the best launch options to new all-electric platforms.



**FULL-EP PLATFORMS FOR EOR & STK**



HET-based subsystems are currently the preferred choice by European Primes for full-EP telecomm platforms (higher Thrust-to-Power ratio offering reduced EOR duration)



However other architectures selected by non-European Primes (for example, Boeing 702SP platform used XIPS (GIE); Boeing have also recently selected PPS5000 for a commercial program and are developing a RIT-2X sub-system jointly with ArianeGroup).  
 NEOSAT (ARTES-14) successful sales of Eurostar NEO and Spacebus NEO  
 Electra (ARTES-33) targeting small-GEO platforms

**TELECOMMUNICATION APPLICATIONS  
EXISTING PLATFORMS**

With the exception of ESA’s ARTEMIS platform all European commercial platforms utilize Hall Effect Thruster Technology.


Platform	Prime Contractor	Status	Platform Mass Range (tonnes)	Platform Power Range (kW)	EP Function	EP Thruster	EP Thruster Type
ARTEMIS	Thales Alenia Space-Italy	Flight Proven	3.0	3.0	NSSK (OR during recovery)	2 X UK-10 (T5) 2 X RIT-10	GIE
Eurostar E3000	Astrium	Flight Proven	4.5 – 6.0	9 – 16	NSSK	4 X SPT-100	HET
Spacebus	Thales Alenia Space	Flight Ready			NSSK	4 X PPS-1350G	HET
AlphaBus	Astrium / Thales	Flight Proven	6.0 – 6.5	12 – 18	NSSK	4 X PPS-1350G	HET
AlphaBus Evolution	Astrium / Thales	Flight Proven	<8.4	12-22	NSSK, Orbit Topping	4 X PPS-1350G OPTION T-6	HET/GIE
SGEO	OHB	PFM 2014	3.2	6.5	NSSK, EWSK, Momentum Management	8 X SPT-100 Or 8 X HEMPT	HET
NEOSAT	Airbus/Thales	Under development	3-6	15- 25	NSSK, Orbit Raising	4XPPS5000	HET
ELECTRA	OHB	Under Development	3.2	7	NSSK, Orbit Raising	4XPPS5000	HET

**NAVIGATION – GALILEO 2ND GENERATION (G2G)**

ESA is preparing the future replacement of GALILEO constellation and is targeting the possibility to increase the Galileo Payload capability without impacting the launch costs (and possibly reducing them).  
 The increase in payload capability could be achieved by changing the launch injection strategy and by using Electric Propulsion to transfer the satellite from the injection orbit to the target operational orbit.

The use of the Electric Propulsion system might allow to use small launchers such as VEGA or place more spacecraft in the current SOYUZ and Ariane 5 launchers.

GIE and HET subsystems are currently considered for the transfer by the selected Primes of Phase A/B1.




**COMMERCIAL SPACECRAFT: CONSTELLATIONS**

Space X: ~4000 spacecraft using mini-HET  
 OneWeb: > 700 spacecraft may also use electric propulsion  
 Others (Leosat, etc.)


Constellations will use propulsion to perform;  
 • orbit acquisition, maintenance and de-orbiting from low earth orbit (around 600 -1000km)

Satellites

- ~ 200 kg with powers for propulsion ~ 200 W.
- Mini-HET is one of the most interesting options.
- Spacecraft cost around 500 000 \$
- the propulsion system (thruster ~15 000 \$ and electronics ~25 000 \$)

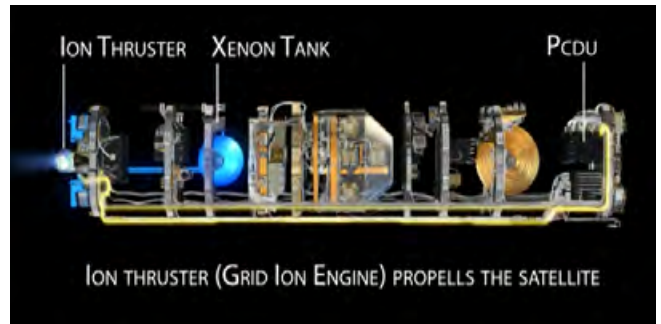



SCIENCE & EARTH OBSERVATION  
GOCE: 'FERRARI OF SPACE' MISSION COMPLETE



GOCE: 'FERRARI OF SPACE' MISSION COMPLETE

After nearly tripling its planned lifetime, the Gravity field and steady-state Ocean Circulation Explorer – GOCE – has completed its mission in October 2013. In mid-October, the mission came to a natural end when it ran out of fuel and the satellite began its descent towards Earth from a height of about 224 km.



AIR-BREATHING ELECTRIC PROPULSION: HISTORY ESA DEVELOPMENTS

- In 2007, an high level ESA-CDF feasibility study concluded that to compensate the drag of a spacecraft operating at altitudes as lower as 180 km, a ram-EP concept, could be a feasible solution. As such lift-times can become far longer than with conventional electric thrusters today.
- In 2010, under TRP contract, two test campaigns were carried out on Snecma's PPS1350 Hall Thruster and on RIT-10 ion engine for performance characterization with atmospheric propellants:
  - HET and RIT technologies are compatible with N<sub>2</sub>/O<sub>2</sub> mixture, which is of interest for RAM-EP applications in LEO (200-250 km).
  - The thruster lifetime and lifetime prediction are strongly affected by corrosion/erosion phenomena. However, with the appropriate choice of materials, the lifetime can still be in the 1000-10000 hours range.


SCIENCE & EARTH OBSERVATION

Future Needs

- Next Generation Gravity Missions, NGGM, will require Mini-ion Engines and micro-field emission thrusters to provide drag compensation and formation control.



- LISA class missions will require micro thrusters for ultra-fine formation control. Mini-ion engines, cold gas and field emission engines are the main candidates.
- Future asteroid, rendezvous or planetary missions will require high ISP thrusters for cruise to the target object.
- Remote sensing and science missions using formation flying will need electric propulsion for formation control.

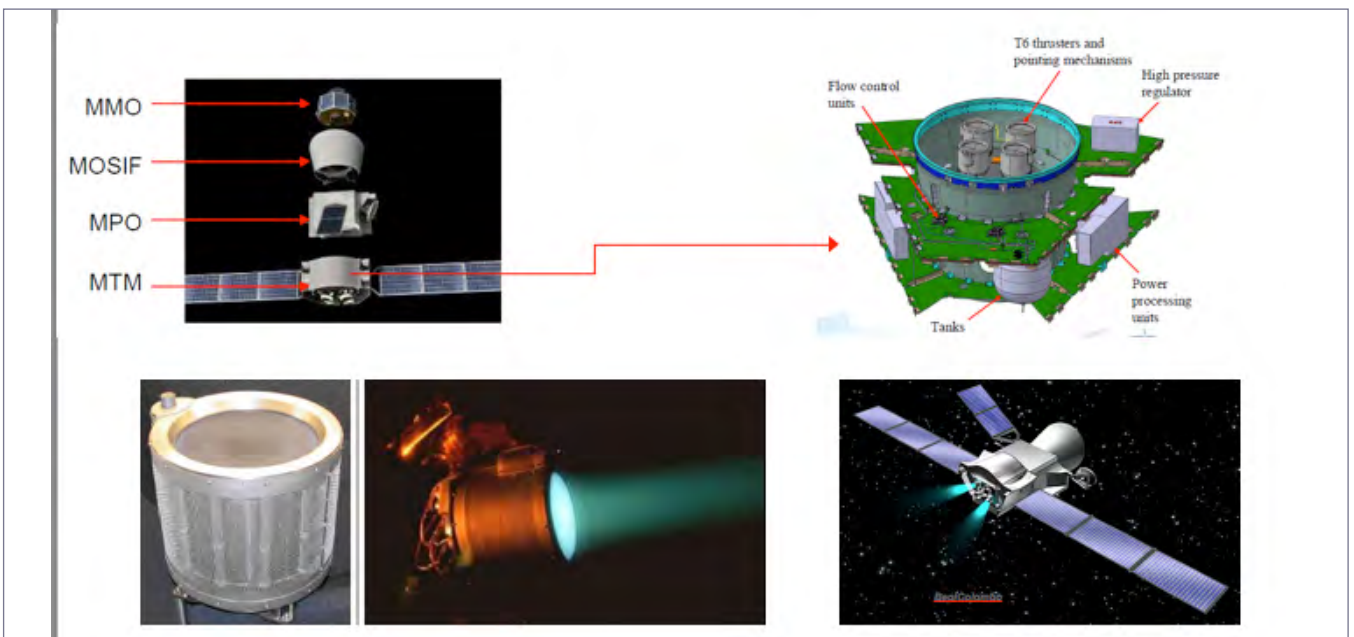


- Small constellations such as **ICEYE** are going to use the FOTEC-ENPULSION field emission thrusters (FEEP) IFM Nano to keep the constellation in orbit and de-orbit all the satellites when the life is finished. This thrusters are already flying since beginning of 2018.

**Required on-going & future developments**

- Mini-ion engines system and micro-field emission thrusters are in development to satisfy the needs of future gravity missions and other science missions such as **NGGM and LISA**.
- Mini-hall thrusters system are in development to satisfy the needs of future mini/micro-satellites to perform SK and disposal maneuvers in **constellations**.
- Micropropulsion for **Nanosatellites** and microsatellites (NEW MARKET)
- **Large Electric Propulsion Systems** must be developed to meet the needs of future asteroid or planetary exploration missions. Cargo missions to Mars will also make a good use of these systems. Space Tugs (NEW MARKET)

**BEPI COLOMBO MISSION TO MERCURY**



**SCIENCE AND EARTH OBSERVATION ELECTRICAL PROPULSION DEVELOPMENTS AND CHALLENGES**

**Where are we today?**

- Electric propulsion has taken us to the Moon (**SMART-1**) and is allowing us to measure the Earth's gravitational field with unprecedented accuracy (**GOCE**).
- Electric propulsion is planned to take us to the planet Mercury (**BepiColombo**)

**SPACE TUGS**

Space Tugs are currently under discussion at all three European LSIs. Electric propulsion is considered as one of the key technologies for Space Tugs due to the relatively low propellant consumption compared to chemical propulsion. At the moment four different use cases are foreseen for Space Tugs:

- GEO Servicing
- LEO/MEO Debris Removal (Mega constellations, SSO debris removal)

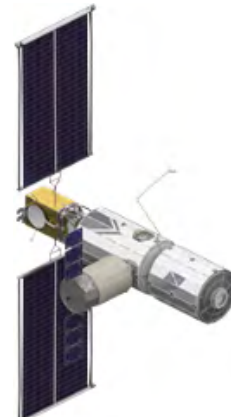
- LEO/MEO to GEO tugging (for telecommunication satellites, 60 kW tug would be required)
- Moon cargo delivery (high Isp operation would be of interest)

A clear need has been identified for the development of high power (~15 kW-20kW), long lifetime Hall effect thrusters in the frame of discussions concerning future Space Tugs.

Several meetings have been performed to identify possible commonalities in terms of technology development between Space Tug applications and e.Deorbit.

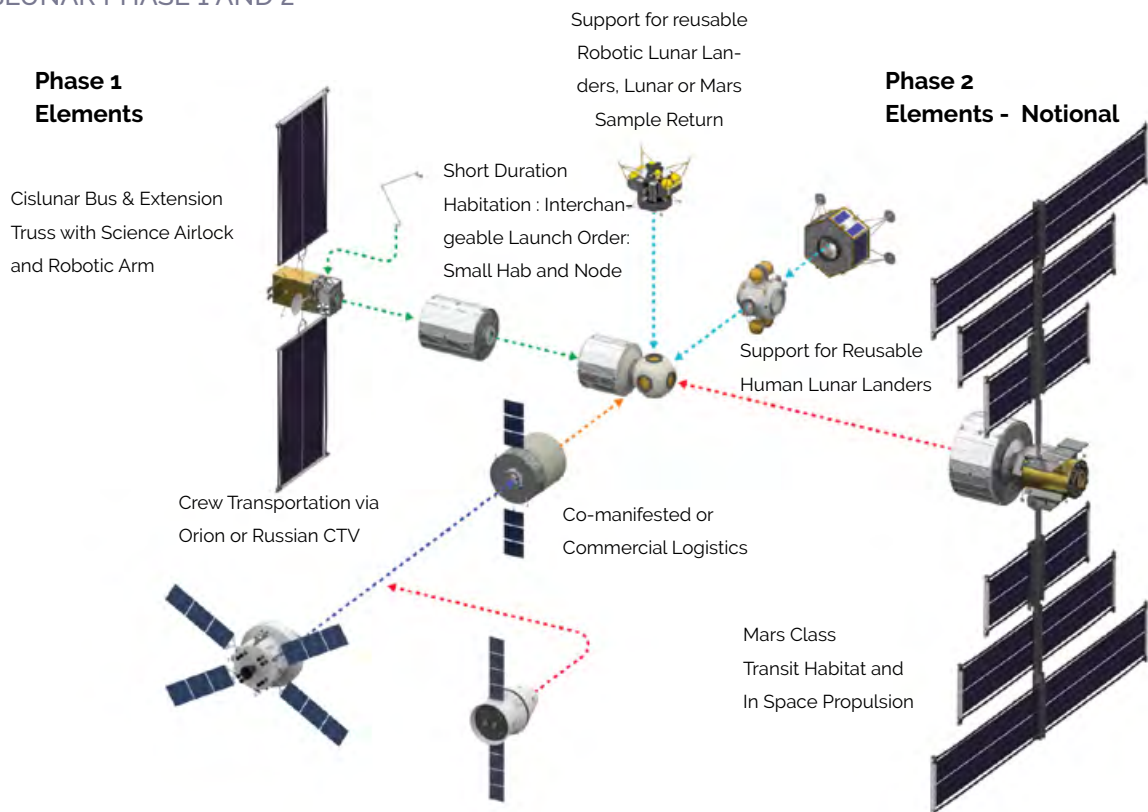


PERSPECTIVE FOR CISLUNAR INFRASTRUCTURE



- ESA and the ISS Partners are discussing plans for beyond LEO activities, considering a small man-tended infrastructure in Cis-Lunar orbit, known as evolvable Deep Space Habitat or Cis-Lunar Transfer Habitat (CTH).
- This is the first enabling step to a sustainable access to the Moon surface and will be assembled and serviced using excess launch mass capability of NASA's SLS/Orion.
- During Phase 1 (2023-2026) such an infrastructure shall support up to 90 days of crewed operations and robotics surface missions.
- During Phase 2 (2026-2030) it shall support up to 300 days of crewed operations and Moon robotics and crewed surface missions. Then part of the CTH may go to a crewed trip to Mars.
- Phase 2 will see the arrival of a larger habitation module and resource/propulsion service module.

CISLUNAR PHASE 1 AND 2



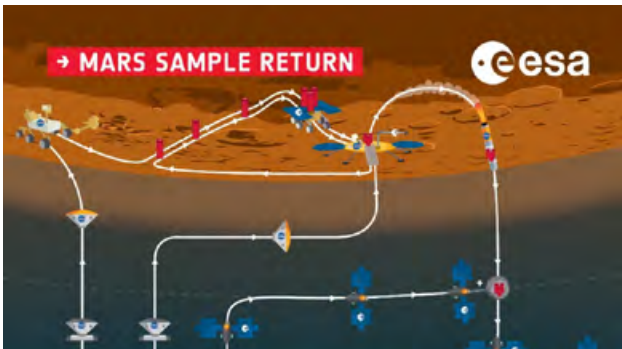


**EXPLORATION: POTENTIAL NEAR-TERM FUTURE APPLICATIONS**

Mars Sample Return would represent a cornerstone in the exploration of the Solar System. The MSR overall architecture is based on three different missions as an international effort.

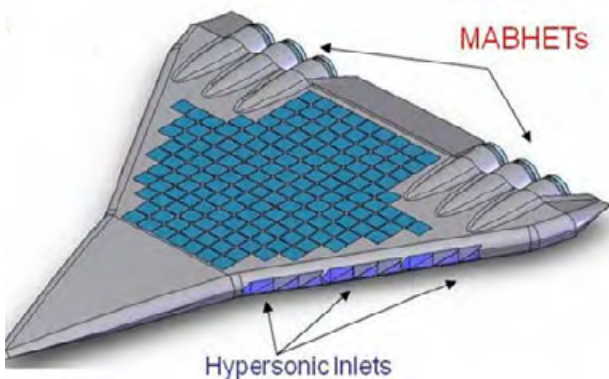
ESA is leading industrial studies for the Earth Return Orbiter (ERO) mission.

Solar Electric Propulsion (SEP) is considered for cruise phases (transfers) and orbit lowering/raising at Mars.



**EXPLORATION: POTENTIAL FAR-TERM FUTURE APPLICATIONS - RAM-EP**

Concept studies by Busek / NASA Glenn: (K. Hohman, V. Hruby, H. Kamhawi)

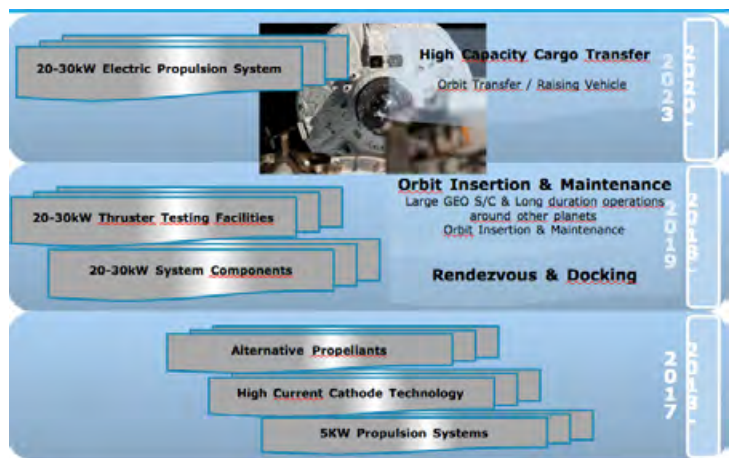


Solar Electric Power Orbiting Spacecraft that ingests Mars Atmosphere, ionizes a fraction of that gas and accelerates the ions to high velocity.

- Mars atmosphere is thin and composed mainly of CO<sub>2</sub>.
- The altitudes of interest are 120-180km due to drag and power requirements.
- The orbital velocity is around 3.4km/s.
- Solar Flux is about 584 W/m<sup>2</sup> (Earth ~1350 W/m<sup>2</sup>).

**EXPLORATION: APPLICATION AREA: ADVANCED PROPULSION (PRIORITY FOR SPACE COUNCIL)**

**Technology Subject: Electric Propulsion for High Capacity Cargo Transfer**



**FUTURE DEVELOPMENTS**

**HALL EFFECT THRUSTER:** Extension of lifetime via magnetic confinement and double operation point (higher thrust during orbit raising and higher specific impulse during NSSK). TELECOMMUNICATION, Navigation and Science and Exploration missions will benefit from these developments. Power levels around 5 kW or higher. System activities, cost reduction and industrial production issues should be assessed.

**ION ENGINE:** Reduction of the power to thrust ratio via the cusp design. TELECOMMUNICATION, Navigation and Science and Exploration missions will benefit from these developments. Power levels around 5 kW or higher. System activities, cost reduction and industrial production issues should be assessed.

**HEMPT:** High power HEMPT with high lifetime and different operation points to adapt the thruster output to the power of the solar array of the spacecraft. TELECOMMUNICATION, Navigation and Science and Exploration missions will benefit from these developments. System activities, cost reduction and industrial production issues should be assessed.

**Mini-ion engines, FEPs and mini-Hall effect thrusters** will be used for science and Earth observation missions. Thrust levels from micro-Newtons to some milli-Newtons. Lifetime will be a special issue to be assessed.

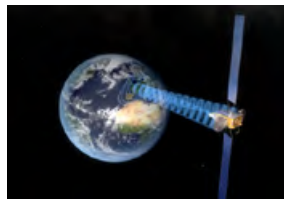
**Testing facilities:** The utilisation of High power engines will pose strong requirements in acceptance testing facilities. The standardisation of testing methods will also be required to reduce cost and risk of these developments.

**New High Power Electric Propulsion Concepts** evaluation (Helicon Antenna Thruster, Electron Cyclotron Resonance thruster, MPD, E-Imapct thruster, etc.). MICROPROPULSION and VERY HIGH POWER EP


CURRENT AND FUTURE ESA MISSIONS WITH EP



Neosat



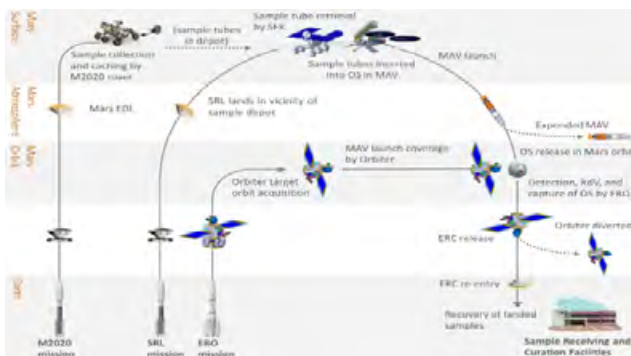
Electra



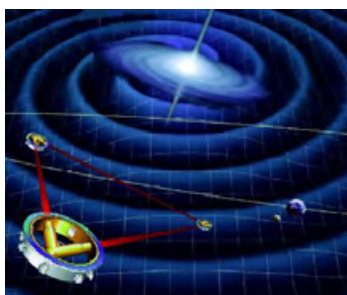
NGGM



Navigation



Exploration (Cislunar, Mars, Sample Return)



LISA

EPIC: H2020 SRC FOR ELECTRIC PROPULSION

- Electric propulsion has been identified by European actors as a Strategic Technology for improving the European competitiveness in different space areas.
- **The European Commission (EC)** has set up the "In-space Electrical Propulsion and Station-Keeping" Strategic Research Cluster (SRC) in Horizon 2020 with the goal of enabling major advances in Electric Propulsion for in-space operations and transportation, in order to contribute to guarantee the leadership of European capabilities in electric propulsion at world level within the 2020-2030 timeframe.
- The SRCs will be implemented through a system of grants connected among them and consisting of:
  - 1) "Programme Support Activity" (PSA): The main role of this PSA is to elaborate a roadmap and implementation plan for the whole SRC and provide advice to the EC on the calls for operational grants.
  - 2) Operational grants: In future work programmes (2016 and 2020), and on the basis of this SRC roadmap and the PSA advice for the calls, the Commission is expected to publish calls for "operational grants" as research and innovation grants (100%) and/or innovation grants (70%).



CAPABILITIES IN EUROPE

see illustration page 30

CAPABILITIES IN ESA  
ESA PROPULSION LABORATORY

- ESA Propulsion Laboratory (EPL) located in ESTEC, The Netherlands.
- Provide test services to the Propulsion and Aerothermodynamics division of the European Space Agency, which is responsible for the technical support to ESA projects and the R&D activities in the areas of chemical propulsion, electric and advanced propulsion, and aerothermodynamics.





**CORONA**



**Micro Newton**



**Small Plasma Facility**



**FEEP**



**GIGANT**

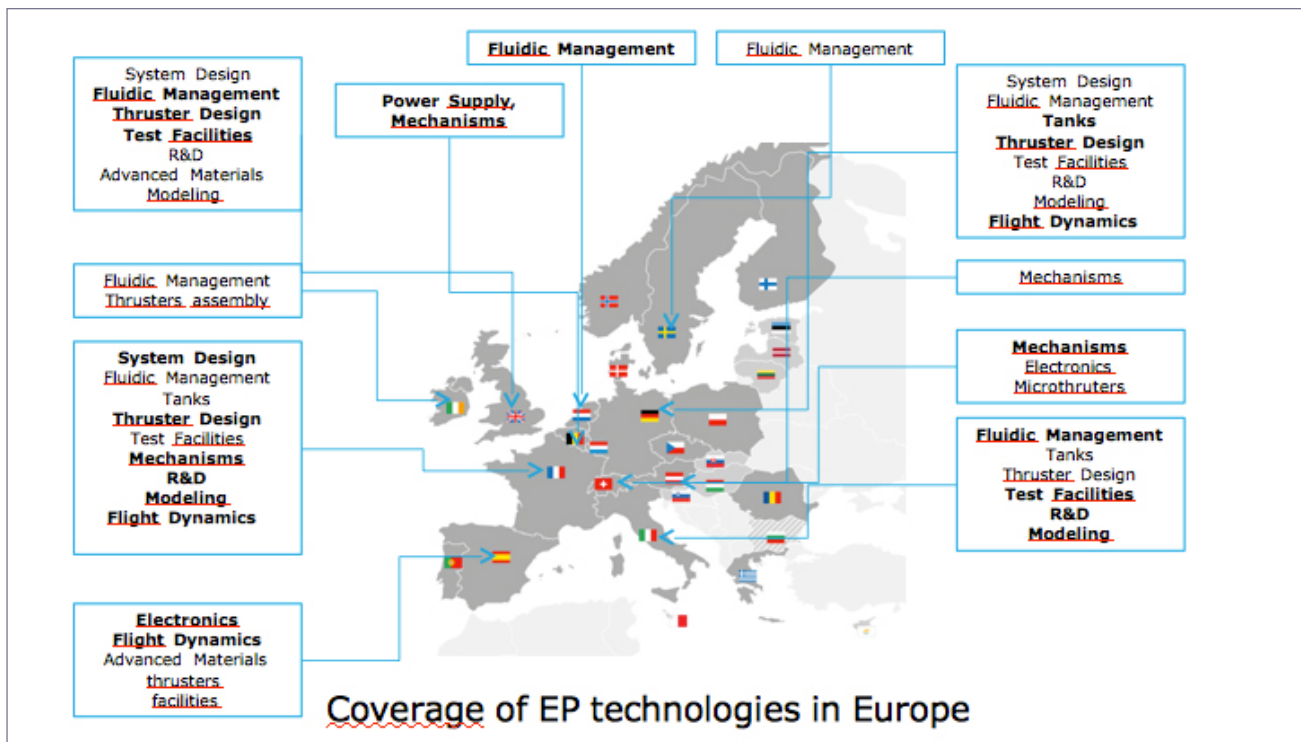


**ELECTRON**



**GALILEO**

**CAPABILITIES IN EUROPE**



**EPL ACTIVITIES**

**Support to ESA projects**

- Independent performance assessments
- Quick answers to specific questions

**Support to R&D Activities**

- Technology assessment for ESA R&D programs
- Explorative internal R&D work on new technologies
- International scientific/technical cooperation
- Patent exploitation

**Support to European Aerospace Industry**

- Reference for standardization of testing methods and tools
- Joint testing for cross verification of performance

**CAPABILITIES IN ESA**


**ESA PROPULSION LABORATORY**

EPL today provides independent assessment on EP thrusters & propulsion components performances.

Tests are mainly focussed on low power EP propulsion and cold-gas system and space propulsion subsystems. Future improvements are aiming at enabling measurement of thrust and thrust noise in  $\mu\text{N}$  regime for science and earth observation application (NGO, Euclid, NGGM) and at characterising mid-high power thrusters for science, navigation and telecommunication applications (>2kW).

Planning and execution of performance characterization of electric thrusters (HET, GIE, FEPP, Resistojets), cold gas thrusters & propulsion components.

Design, manufacturing and validation of diagnostics (thrust balances, data acquisition systems, beam probes) in collaboration with European industries/research centers.



- ISO 17025 certification of thrust, mass flow and electrical power:
- Force: 1  $\mu$ N – 500 mN
- Mass flow: 1  $\mu$ g/s – 300 mg/s
- Power: 1 mW – 2 kW

#### ESA STRATEGY

- **Consolidation of the current European products** (Hall effect thrusters, ion engines, field emission thrusters, HEMPT, MPD, etc.). In this process the qualification of the European products is one of the main activities together with the European autonomy in components. ESA aims to have full European systems where not only the thruster is European but also components such as pressure regulators, feeding systems, neutralizers, etc.
- **Utilization of the current flight data** (Artemis, Smart-1, GOCE, Inmarsat 4F, Intelsat 10, Astra 1K, Alphabus, Small GEO, etc.) to validate the models that will be used by the spacecraft designers in the future.
- **Standardization of engineering processes and testing facilities** employed in the design, manufacturing and qualification of the current electric propulsion systems.
- **New electric propulsion systems:** higher and lower power (space tugs, nanosatellites ...). **MICROTHRUSTERS and VERY HIGH POWER EP**

#### TECHNOLOGY CHALLENGES

**Microthruster** development and measurement of microthrust levels are very challenging. **Micropropulsion Systems for Nanosats.**

**High power thrusters** (5kW, 15-20kW) capable of operating at high specific impulse with a low power to thrust ratio (orbit raising and interplanetary transfer). Double operation mode for telecommunications and Space Tugs.

**Qualification through long lifetime** testing such as Bepi Colombo.

**EP Cost reduction** exercise at system level specially for Constellations, in particular for de-orbiting.

**Spacecraft thruster possible interactions.**

**Flight opportunities,** Bepi Colombo, Neosat, Electra, NGGM, ICEYE...

#### CONCLUSION

Telecommunication market will be able to make an immediate use of these EP technologies for on orbit control and full or partial transfer. 5kW engines with low power to thrust ratio and high specific impulse will be very important. Dual mode and long lifetimes will be important. Navigation, Science (interplanetary missions) and Exploration (the Moon, Asteroids and Mars) will require EP systems.

Mini- ion engines, FEEPs, mini-Halls, electrosprays with capability to fulfil stringent Science and Earth Observation requirements (LISA, NGGM, Euclid, microsatellites etc.). MICROPROPULSION FOR NANOSATELLITES will be a new market. Constellations such as ICEYE are flying mini-satellites with EP thrusters (FOTEC-ENPULSION).

Very High Power Electric Propulsion for Exploration and Space Tugs. 10-20 kW engines will have to be developed. Constellations of satellites may make use of EP systems at very low prices due among several reasons to the large quantities. Low power engines for constellations.

ESA, Space Agencies and Industry have participated to the EPIC proposal within the European Community Horizon 2020 programme. ESA has been the coordinator of this proposal. EPIC is the winner of the H2020 programme and work is ongoing.





# GREEN BIZJET TECHNOLOGICAL DEVELOPMENTS WITHIN AERONAUTICAL RESEARCH PROGRAMMES

By Bruno STOUFFLET, Chief Technology Officer - DASSAULT AVIATION ,  
Vice-Chairman of Conseil pour la Recherche Aéronautique Civile (CORAC)



## 1. CONTEXT

### THE FALCON FAMILY



FALCON 2000S 3,350 NM - Twin-jet



FALCON 2000LXS 4,000 NM - Twin-jet



FALCON 900LX 4,750 NM - Trijet



FALCON 6X 5,500 NM - Twin-jet



FALCON 7X 5,950 NM - Trijet



FALCON 8X 6,450 NM - Trijet

### SOCIETAL PRESSURE IS INCREASING

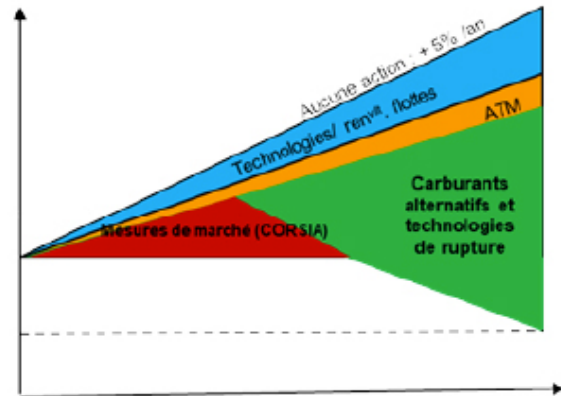


## AIR TRANSPORT COMMITMENTS

The present answer of air transport lies on ICAO commitments and on IATA objectives (compatible with Paris agreements) position on Horizon 2020 Interim Evaluation as well as on European Innovation Council (EIC), by Dr Uwe Möller, EREA Secretary.

The 2050 objectives means a 90% more efficient fleet than the one of 2005  
Sustainable alternative jet fuels : deployment is extremely limited : <0,01%

Incremental innovation & cycle duration for renewal (20 years) : ~1,5% annual gain in energy efficiency



## 2. BUSINESS AVIATION

### BUSINESS AVIATION OPERATIONS SPECIFICITIES

#### FLEXIBILITY

- On demand operations on short notice
- Ability to take off as soon as the passengers are there

#### DIVERSITY

- Ability to access the whole range of airports (from main to small ones) Compliant with local noise regulations (airports close to residential areas) Worldwide operations

#### EFFICIENCY OF THE OPERATIONS


Ability to perform efficient missions (operate at flight levels over the airline traffic)

WHAT DOES BUSINESS AVIATION BRING?

EUROPEAN BUSINESS AVIATION ASSOCIATION

**EUROPEAN COMPETITIVENESS**

Business aviation is a leading contributor to the European job market, securing nearly half a million highly skilled, highly paid jobs and accounting for almost 87 billion Euro of added value to European GDP.



**PRODUCTIVITY GAINS**

Business aviation enables more efficient and productive face-to-face interactions – be they for business, government relations, medical emergencies or humanitarian crises – when time matters the most.

**ENVIRONMENTAL STEWARDSHIP**

Business aviation fosters environmental stewardship across the full value chain and is gearing up to meet its carbon neutral growth targets by 2020.


**SMART MOBILITY**

Business aviation seamlessly connects distant and remote regions, stimulating investment, as well as business and community growth.


**SAFE AND SECURE**

Safety and security are top priorities for the business aviation sector, which has adopted ambitious voluntary measures to warrant airport, aeroplane, pilot and passenger safety.


EUROPEAN BUSINESS AVIATION : FACTS & FIGURES




**8%**  
of European traffic




**374,000**  
direct and indirect jobs




**€ 87 BILLION**  
economic output




**+120,000**  
unique European city pairs a year thanks to Business aviation




**1,400**  
European airports connected (of which 800 connected by business aviation only)




**2,000**  
flights every day, of which 90% within Europe




**3,700 AIRCRAFT**  
based in Europe



**127 MINUTES**  
Average time saved per trip



**70 MEDICAL FLIGHTS**  
per day



**CLIMATE CHANGE COMMITMENT:**

**-50%**  
reduction in total CO<sub>2</sub> emissions by 2050 relative to 2015

**2%**  
improvement in fuel efficiency per year between 2016 and 2020

**CARBON NEUTRAL**  
growth by 2020

BUSINESS AVIATION : FACTS & FIGURES

Business aviation produces around **0.04%** of global anthropic carbon emissions

In the span of just eight years, the number of business airplanes has nearly doubled

Aviation plays a relatively limited role in the global landscape of carbon emissions, producing around 2% of global carbon emissions in today's increasingly connected, mobile world?

Competition in efficiency and operational best practice among manufacturers and operators have been credited for continuous improvements and innovations in keeping the overall emissions of aviation from ballooning. Without further action, however, emissions from aviation will need along with passenger traffic, which is projected to grow to over 8.2 billion travellers in 2037<sup>9</sup>. In particular, in the span of just eight years, the number of business airplanes has already nearly doubled<sup>11</sup>.

Key climate facts on aviation<sup>12</sup>

**2%**

The global aviation industry produces around 2% of all human-induced CO<sub>2</sub> emissions – or total tonnes of CO<sub>2</sub> versus all tonnes.

**12%**

Aviation is responsible for 12% of carbon emissions from all transport modes, compared to 74% from road transport.

**80%**

Jet aircraft in service today are said to be 80% more fuel efficient per seat-kilometer than the first jets in the 1950s.

**80%**

Around 80% of aviation CO<sub>2</sub> emissions are emitted from flights of over 1,000 kilometers, for which there is no practical alternative mode of transport.

**20<sup>th</sup>**

If aviation were a country, it would rank 20<sup>th</sup> in the world in terms of gross domestic product (GDP), generating \$70.4 billion of GDP per year – considerably larger than some of the members of the G20 and around five times that of Switzerland.

**\$1.5T**

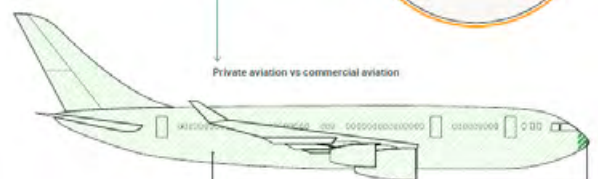
By 2036, it is forecasted that aviation will already contribute \$1.5 trillion to the world GDP.

Human-induced CO<sub>2</sub> emissions

Global carbon emissions: 42 billion tonnes of CO<sub>2</sub>

Aviation's carbon footprint: 855 million tonnes of CO<sub>2</sub> (2%)

Private aviation vs commercial aviation



98% commercial aviation's carbon footprint

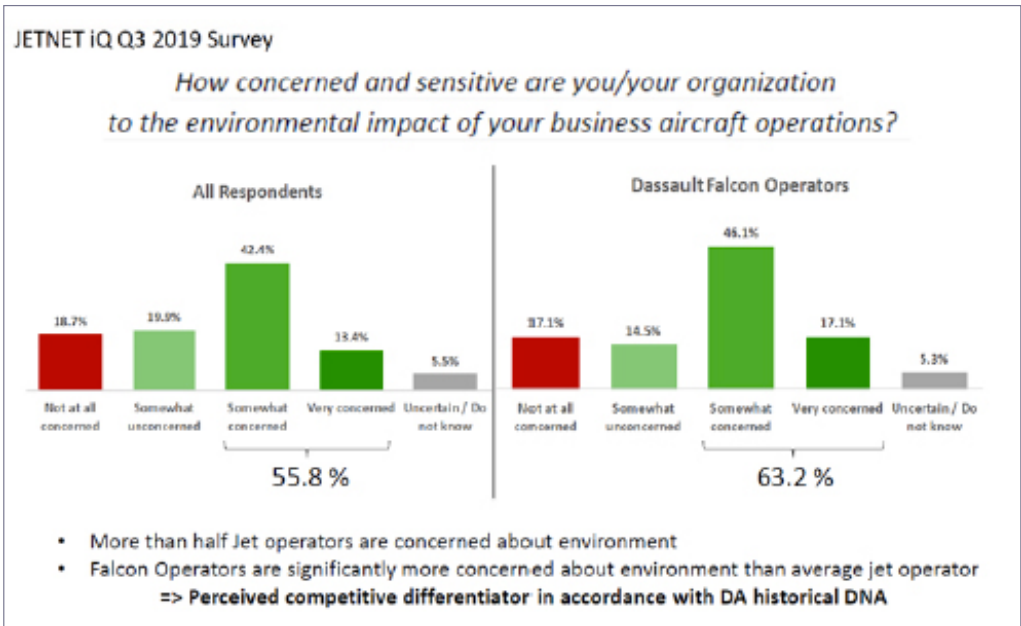
2% private aviation's carbon footprint

9 [www.icao.int/press/2016/06/20160601.htm](http://www.icao.int/press/2016/06/20160601.htm)  
 10 [www.icao.int/press/2016/06/20160601.htm](http://www.icao.int/press/2016/06/20160601.htm)  
 11 [www.icao.int/press/2016/06/20160601.htm](http://www.icao.int/press/2016/06/20160601.htm)  
 12 [www.icao.int/press/2016/06/20160601.htm](http://www.icao.int/press/2016/06/20160601.htm)  
 13 [www.icao.int/press/2016/06/20160601.htm](http://www.icao.int/press/2016/06/20160601.htm)  
 14 [www.icao.int/press/2016/06/20160601.htm](http://www.icao.int/press/2016/06/20160601.htm)

From VistaJet



**BUSINESS JET OPERATORS**



**HOW THE BUSINESS AVIATION SECTOR CAN ACHIEVE CARBON NEUTRALITY?**

Both GAMA and IBAC are encouraging the industry to focus on four pathways

- More efficient operations
- Infrastructure improvements
- Market-based measures

- The use of new technology, including the development of alternative aircraft fuels (SAJF)
- Several SAJF demonstrations have taken place since 2018
- Several business aircraft manufacturers have cleared to fuel the airplanes with SAJF meeting the ASTM D1655-19 standard for a blend with Jet A/A1 up to 50%

**3. CONCERTED RESEARCH INITIATIVES**

**EUROPEAN RESEARCH PROGRAM: CLEAN SKY**

**ROADMAP TO INNOVATION**

**Clean Sky Objectives:**  
Clean Sky will address contributing to the environmental goals of Horizon 2020, namely reducing aviation's contribution to global climate change.

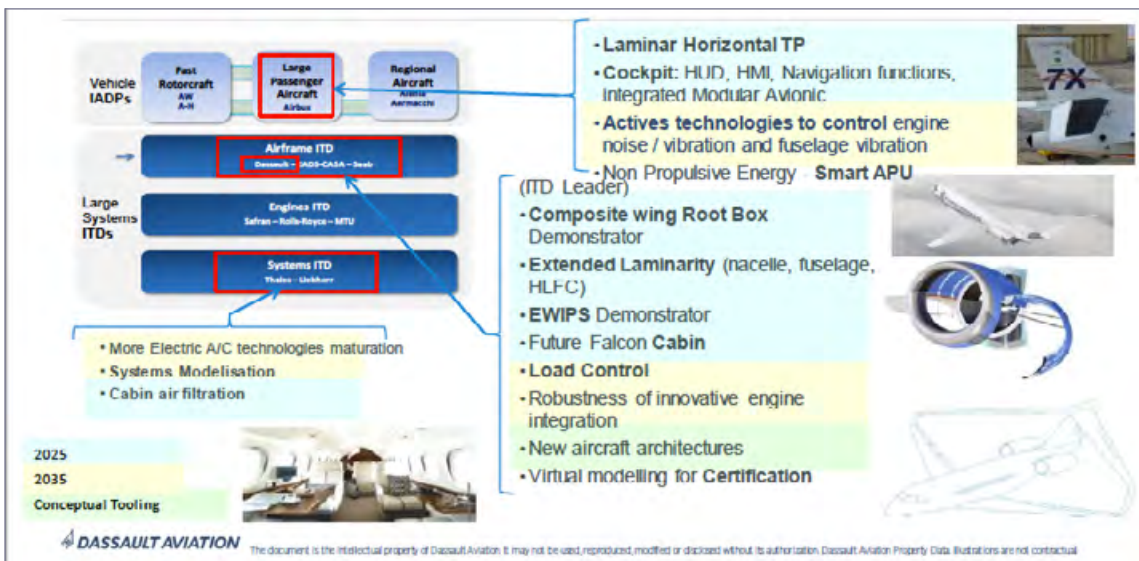
CO <sub>2</sub>	NO <sub>x</sub>	CO <sub>2</sub> eq	CO <sub>2</sub> eq
-10%	-20%	-20%	-20%
-10%	-20%	-20%	-20%
-10%	-20%	-20%	-20%

**CLEAN SKY PROGRAMME - BUDGET € 4 BILLION**

**Participation:**  
412 participations across 27 countries, 107 regions, and 275 cities.

**Working Together on Smart Specialisation:**  
18 Participations, 11 Green National Lead, 11 National Lead, 11 Green National Lead, 11 National Lead.

AN OVERVIEW OF DASSAULT AVIATION ACTIVITIES IN CLEAN SKY 2



FRENCH RESEARCH INITIATIVE: LE CONSEIL POUR LA RECHERCHE AÉRONAUTIQUE CIVILE (CORAC)

- Created in 2008
- Based on the European ACARE model by gathering all the stakeholders of national air transport
- Establishing a technological road-map articulating national and European implementation
- Ensuring consistency of research and innovation efforts, especially towards environmental and sustainable growth objectives
- Promoting collaborative research and demonstration projects
- Synchronizing and focusing of the whole sector
- Conducting cooperative studies with academic research

Optimized energy aircraft

New development and production methods

FRENCH RESEARCH INITIATIVE CORAC: THREE MAJOR PATHS

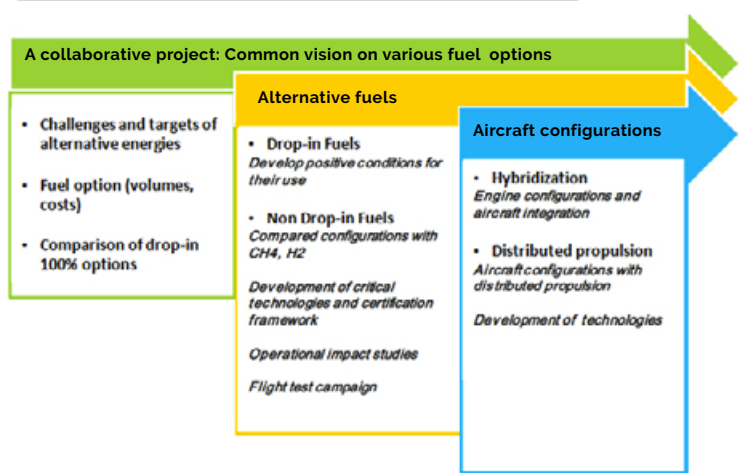
- Three major paths carrying the objectives of the aviation sector for 5 years
- Federative effort of each stakeholder
- Structuration of collaborative projects

Autonomous and connected aircraft



FRENCH RESEARCH INITIATIVE CORAC

Have at the year 2027 the technological bricks needed to design a decarbonized aircraft





**FRENCH RESEARCH INITIATIVE CORAC: GREEN GROWTH COMMITMENTS**

- French ministries and 5 companies (Air France, Airbus, Safran, Total and Suez) have launched studies in 2017 related to aviation biofuels covering
  - Resources
  - Transformation and production processes
  - Distribution
  - Public policy
  - Economical viability
- A comprehensive deployment trajectory has been recently issued
  - Ambition to incorporate 2% in 2025 and 5% in 2030
  - Long-term objective of 50% in 2050



**4. TECHNOLOGICAL CHALLENGES FOR BUSINESS JETS IN DASSAULT AVIATION**

**DEVELOPMENTS PARTICIPATING AT THE ENVIRONMENTAL FOOTPRINT REDUCTION**

**BUSINESS JET SPECIFIC DEVELOPMENTS**

**Emission reduction**

- Weight reduction: Introduction of composite materials for large dimension structures
- Preparation and mission management « Low CO<sub>2</sub> » oriented for Falcons
- More electrical systems (ice protection):

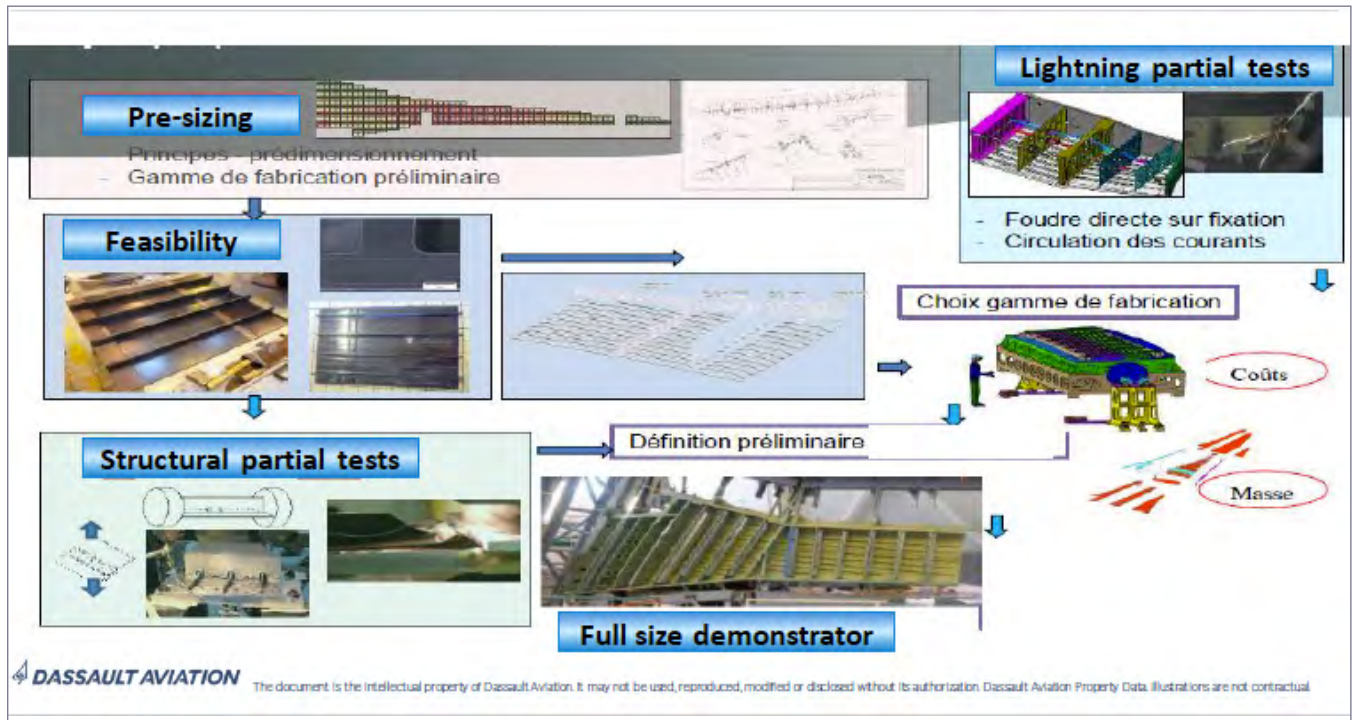
**External noise reduction :**

- Novel configurations, inlet treatment, aerodynamic noise reduction
- **Optimized procedures for Falcons**
- Ground noise reduction (APU, ECS)

**COLLABORATIVE DEVELOPMENTS**

- **Laminarity for drag reduction – Participation to Airbus BLADE demonstrator**
  - Weight saving by load and vibration control
  - Preparation to future Air Traffic Management and Control (SESAR 2020)
  - Sustainable Aviation Jet Fuel
  - Eco-design
  - REACH compliant processes
  - Fuel consumption reduction / weight benefit: optimized energy management, electrical de-icing solutions

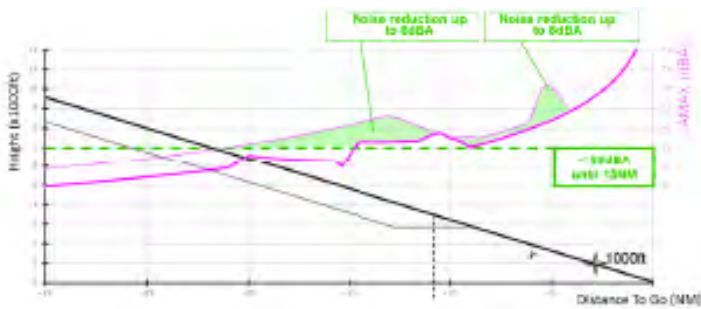
**WEIGHT REDUCTION: THE ROAD-MAP TOWARDS COMPOSITE STRUCTURE**



**EXTERNAL NOISE : CURRENT CONTINUOUS DESCENT OPERATION (CDO)**

Bizjets operational flexibility (steep approach capability, advanced avionics) allow to fly efficient approaches providing significant noise reduction on ground.

- 25% reduction in noise contour areas;
- Up to 6dBA reduction on intermediate approach and 8dBA reduction on final approach.



This procedure is designed following ICAO recommendations:

- 3° flight path angle,
- anticipated deceleration,
- landing configuration stabilized around 3000 ft.



NON-CDO

CDO

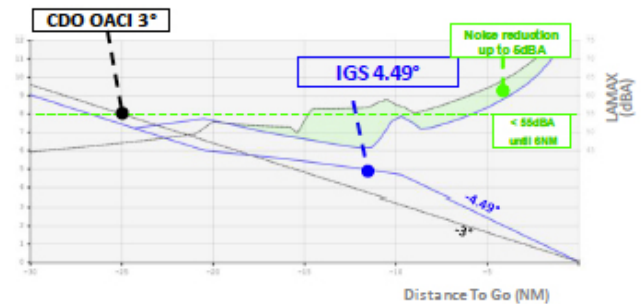
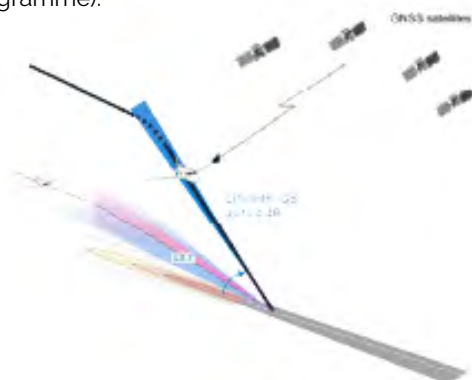
Falcon 7X Crew Operational Documentation includes a specific CDO that provides :

**EXTERNAL NOISE : SBAS ENHANCED ARRIVAL PROCEDURES FOR FALCON**

To further reduce the noise disturbance in the airports vicinity, Dassault contributes to the deployment of Enhanced Arrival Procedures (EAP) supported by advanced GNSS navigation technologies (SESAR Work Programme).

A reduction in noise up to 5dBA may be achieved using LPV with Increased Glide Slope (IGS) up to 4.49° instead of the common worldwide 3° glide slope.

All in-production Falcon aircraft are LPV capable and will benefit from these EAPs.




SBAS : Satellite-Based Augmentation System

LPV: Localizer Performance with Vertical guidance (GNSS)


**LAMINARITY FOR BIZJETS**

> Roadmap Laminarity for Dassault Aviation. The BLADE project contributes to this roadmap

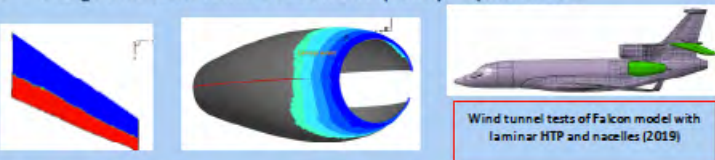
Laminarity criteria



Imperfections




Design of natural laminar Horizontal Tail plane (HTP) and nacelle



Wind tunnel tests of Falcon model with laminar HTP and nacelles (2019)

Assembly technology compatible with laminarity





### THE AIRBUS BLADE DEMONSTRATOR







Large cooperation with 21 partners

**Objectives :**

- 1/ Demonstrate viability of Natural Laminar Flow (NLF)-wing concept at operational condition & large scale to contribute to prove the technical and industrial maturity.
- 2/ BLADE projects aims at « de-risking » NLF technology via full scale manufacturing & flight testing.

### DASSAULT AVIATION CONTRIBUTION TO BLADE

- Infra-Red camera testing on Falcon 7X s/n 001 to de-risk the way to identify the extent of laminarity on BLADE wings ①
- Expertise on Gasterbump shape : mean to secure laminar flow on wings. ②
- Participation in the specification of the calibrated surface imperfections
- Aero-fairing design (complex structure that connects the initial wing with the laminar wing and contains many instruments) and manufacturing follow-up ③
- Participation in BLADE data analyzes ④

## 5. PERSPECTIVES

### THE TOMORROW DISRUPTIONS

- **Sustainable aviation**
  - Carbon neutrality and low-noise operations considering the specificities of business jets operations
- **Operational flexibility**
  - Low visibility landings on non-equipped airfields, ground operations with automatic detection of obstacles
- **More autonomous aircraft**
  - Human as supervisor of integrated systems (one acting pilot in cruise)
- **Networked aircraft**
  - Connectivity and distributed architecture, ground-flight continuity (aircraft as a communication relay, mutualized weather forecast, runway friction monitoring)
- **Enhanced services**
  - Generalized data analysis

**INCREASE THE OPERATIONAL FLEXIBILITY**

FalconEye is the first head up display to combine synthetic, database-driven terrain mapping and enhanced thermal and low-light camera images at the same time

**Sensor:** fusionned image  
Multispectral day/night  
and lights (LED)

**Synthetic Vision System**

**Operational Concepts**

**=> Combined Vision System (CVS)**

A MULTI-SPECTRAL, HIGH-DEF. COMBINED VISION SYSTEM. IN A WORD, AMAZING.

Falcon 8X

DAISSAULT

**THE EXPANSION OF SERVICES**

**Make the most of customer Falcon**


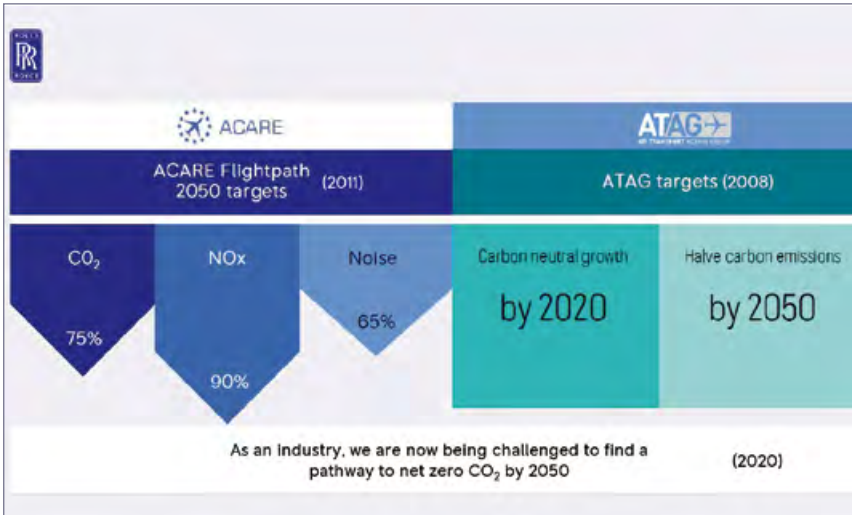
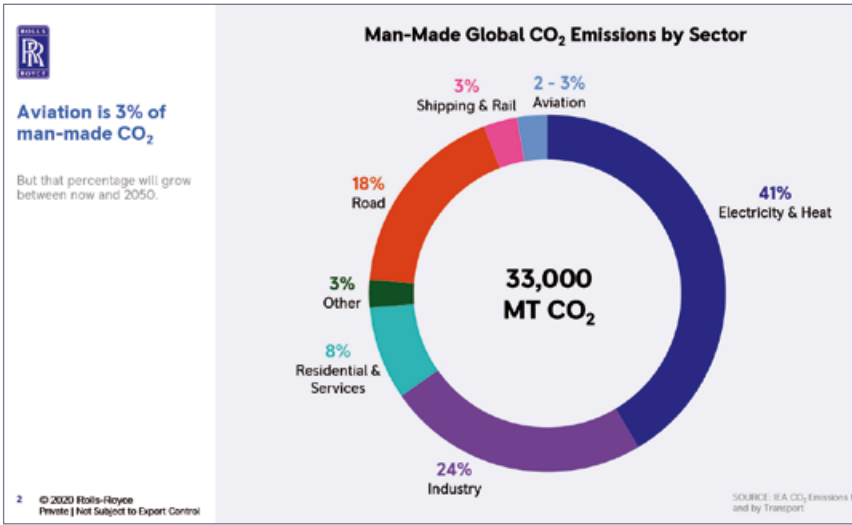
Inspired by customer needs and expectations, a suite of innovative products and services has been designed to help them maintain and enhance the value of their Falcon by maximizing the safety, dispatchability, efficiency, and performance of the aircraft.

<p><b>Flight Operations</b></p> <p>Flight Documentation, Falcon Sphere II (EFB), Falcon Perf, Weight &amp; balance module (eWB), Electronic Performance Manual (EPM), Flight Data Monitoring (FDM)</p>	<p><b>Maintenance</b></p> <p>FalconCare, FalconBroadcast, Maintenance Documentation, Structural Repair, Computer Assisted Troubleshooting System (CATS), Optimized Continuous Inspection Program (OCIP)</p>	<p><b>Falcon Upgrades</b></p> <p>EASy II, In-service Falcon upgrades, Falcon Elite II, Falcon Select II Falcon Pro Line 21</p>	<p><b>Falcon Connectivity</b></p> <p>FalconConnect GogoAvance L5 JetWave Ka Band</p>
--	---	--	--



# AEROSPACE SUSTAINABILITY & ELECTRIFICATION

By Paul Stein, Rolls-Royce Chief Technology Officer



## Collaborate on sustainable aviation fuels

**Key areas of focus in Civil Aerospace**

All closely inter-connected and being developed in parallel


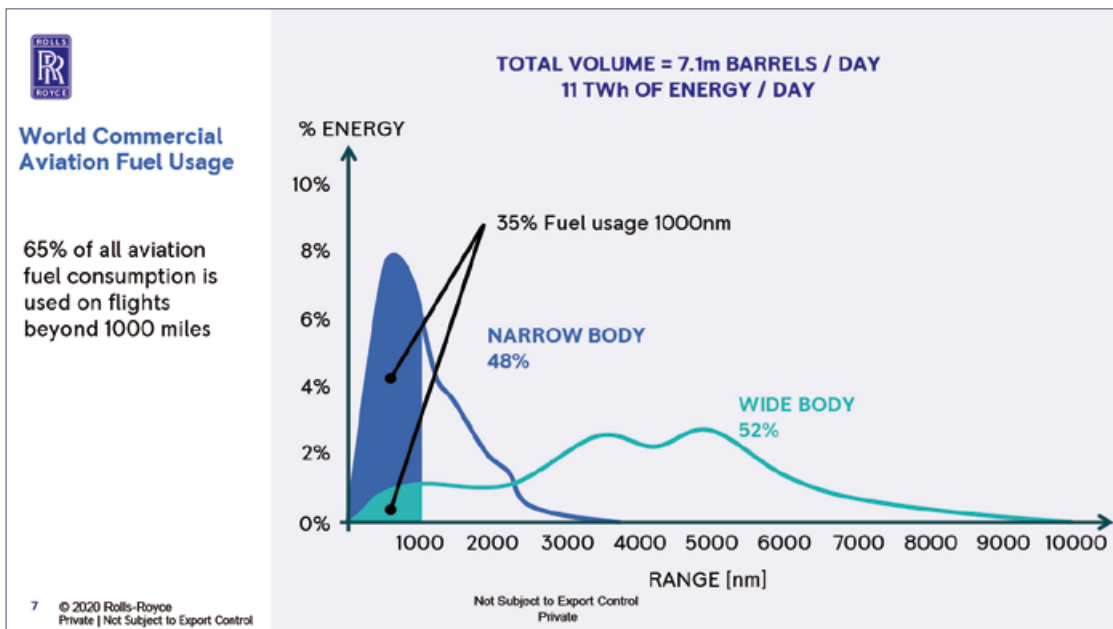
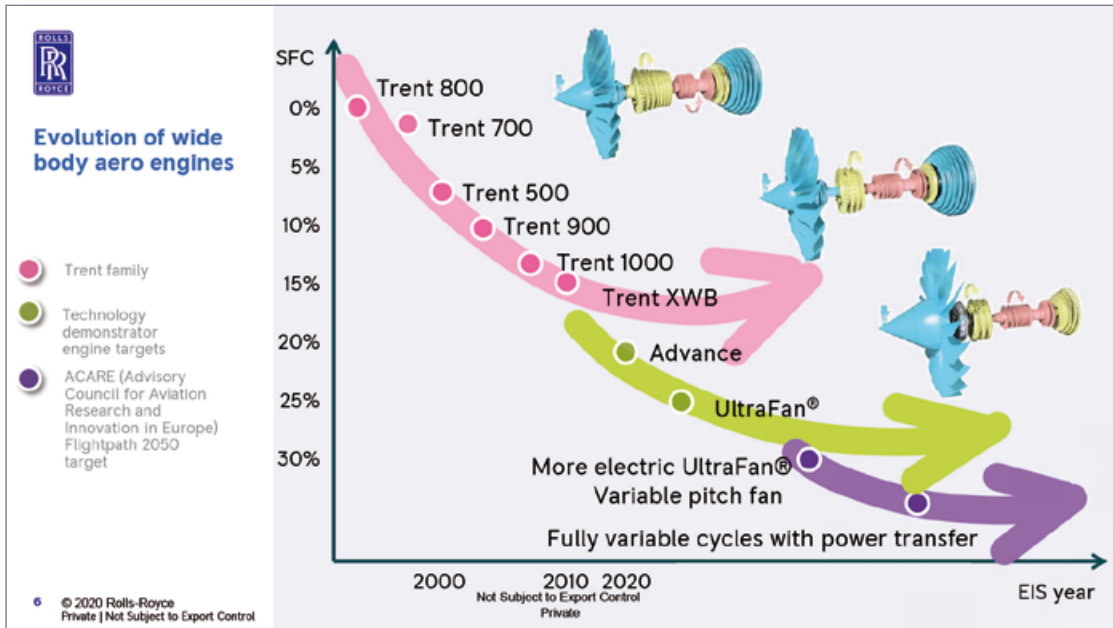
All have a role to play in the decarbonisation of our industry

**Continue to evolve the gas turbine**

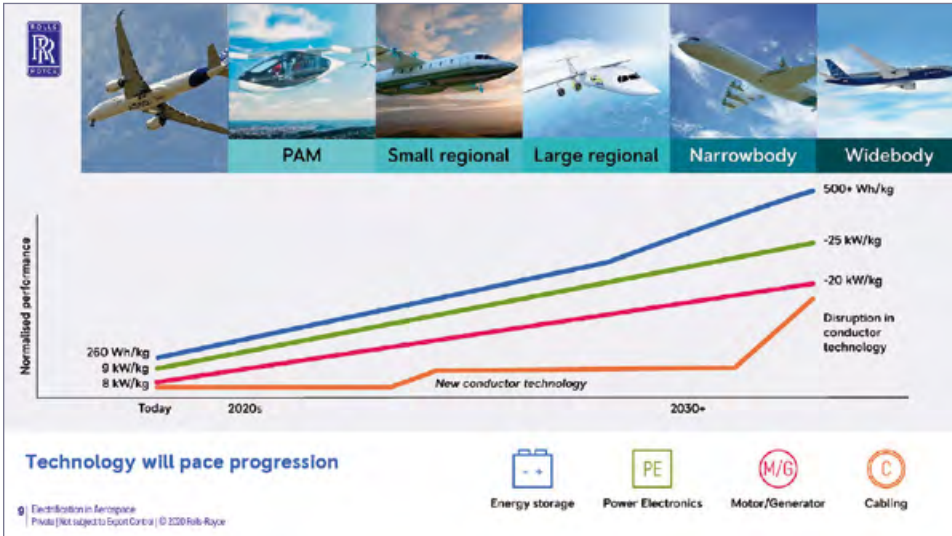
**Increase integration between airframe and engine**

**Develop radical alternatives such as electrification, hydrogen**

5 A sustainable future for aviation © 2020 Rolls-Royce | Not Subject to Export Control







**eVTOLs and UAM**

Electric vertical take-off and landing (eVTOL)  
Urban Air Mobility (UAM)

Realistic near-term applications based on hybrid-electric and all-electric technologies

Personal transport, public transport, logistics, air ambulance, police and military applications

© 2020 Rolls-Royce  
Private | Not Subject to Export Control

**E-Fan X**

Developing the world's most powerful flying generator

A serial hybrid architecture designed to demonstrate that the fundamental challenges of hybrid-electric propulsion at this scale can be overcome

A building block towards hybrid electric commercial aircraft at the scale of today's single aisle family and beyond


A hybrid electric demonstrator vehicle (Avro RJ100)

Integrating a 2MW Electric Propulsion Unit (EPU), a 2.5MW AE2100-based power generation system and a 2MW battery

Scheduled to fly in **2021**

In partnership with:  
Airbus  
ATI UK  
Clean Sky 2

Private | Not Subject to Export Control



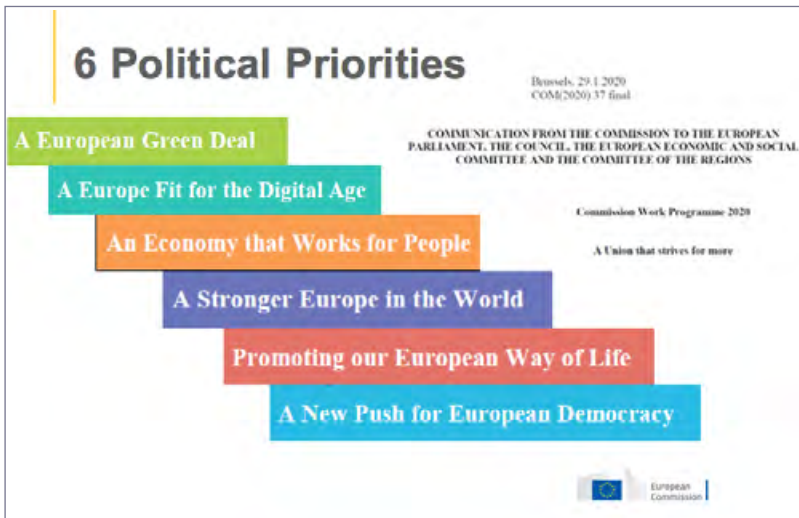
# CLEAN AVIATION IN HORIZON EUROPE

By Hervé Martin, DG Research and Innovation European Commission



The people of Europe made their voice heard in record numbers at last year's European elections. They also presented Europe's institutions and leaders with a clear task to be **bold and resolute in tackling our generational challenges**. Throughout the next year and the decade ahead, our Union has a unique opportunity to lead the transition to a **fair, climate-neutral, digital Europe**. This twin ecological and digital transition will affect us all: every country, every region, every person. It will cut across every part of our **society and economy**. But for it to be successful, it must be **just and inclusive for all**.

In the next 10-15 minutes, I will try to give you an overview of the present political landscape **and how this affects aviation R&I**. You know very well that we have a **new Commission**, which has **clear political priorities**. Member States have endorsed these priorities and Environmental protection has a central role. But let's start from the beginning.



The European Commission Work Programme 2020 was released a month ago. It is focused around the **six headline ambitions set out in President von der Leyen's Political Guidelines**. It also reflects the main priorities for the European Parliament and those in the European Council's Strategic Agenda for 2019-2024. The **first two priorities** (the European Green Deal and the digital Europe) have direct implications for **Transport and Energy R&I**. You may download the Commission WP 2020 and the sub-priorities below the 6 political priorities.



I have seen that some of you have made reference, in your presentations, to the European Green Deal. The most **pressing challenge, responsibility and opportunity for Europe** is keeping **our planet and people healthy**. This is the defining task of our times. The European Green Deal is that response. **It will drive us forward to climate neutrality by 2050 and at the same time focus on adaptation.**



**Sustainable Transport**

- Adopt a strategy for **sustainable and smart mobility** by [2020]
- Revise the **CO2 emissions performance legislation** for light duty vehicles by June 2021
- Propose to **extend the EU's Emissions Trading System** to the maritime sector, and to reduce the free allowances for airlines by June 2021
- Support the **deployment of public charging points** with the launch of a funding call for alternative fuel infrastructure
- Consider legislative options to boost the production and supply of **sustainable alternative fuels** for the different transport modes
- Withdraw and resubmit a proposal to revise the Combined Transport Directive
- Review the **Alternative Fuels Infrastructure Directive** and the TEN-T Regulation
- Propose more **stringent air pollutant emissions standards** for combustion-engine vehicles

We do not have the time today to go through to all the building blocks of the Green Deal.

I will make a stop in the action for Sustainable Transport. I will mention two actions that are planned for the Q4 of this year:

- **Strategy for sustainable and smart mobility** (non-legislative, Q4 2020)
- **ReFuelEU Aviation - Sustainable Aviation Fuels** (legislative, incl. Impact assessment, Q4 2020)



We all know that **challenges of aviation are closely interdependent**. I will not lecture you on the trade-offs between competitiveness and fuel consumption (which directly translates to CO<sub>2</sub> emissions).

We are also well-aware of the international character of aviation – not only as transport mode but also as supply chain and ecosystem.

Which also reminds me to thank all the international participants from the US, CANADA, Russia, Japan, China for their participation.

My clear message is that we have to **timely align our forces in precompetitive R&I as well as product development** in order to globally succeed to the global challenges.

## Horizon Europe: evolution not revolution

### Specific objectives of the Programme

Support the creation and diffusion of high-quality knowledge | Strengthen the impact of R&I in supporting EU policies | Foster all forms of innovation and strengthen market deployment

Optimise the Programme's delivery for impact in a strengthened ERA

<b>Pillar 1</b> Open Science European Research Council Marie Skłodowska-Curie Actions Research Infrastructures	<b>Pillar 2</b> Global Challenges and Industrial Competitiveness Clusters: • Health • Inclusive and Secure Society • Digital and Industry • Climate, Energy and Mobility • Food and natural resources Joint Research Centre	<b>Pillar 3</b> Open Innovation European Innovation Council European innovation ecosystems European Institute of Innovation and Technology
<b>Strengthening the European Research Area</b> Sharing excellence   Reforming and Enhancing the European R&I system		

### Focus on:

3 – pillar structure – full innovation chain – non-sectorial approach for low-medium TRL Synergies between the 3 pillars / missions / partnerships

**Lessons Learned**  
from Horizon 2020 Interim Evaluation

**Key Novelties**  
in Horizon Europe

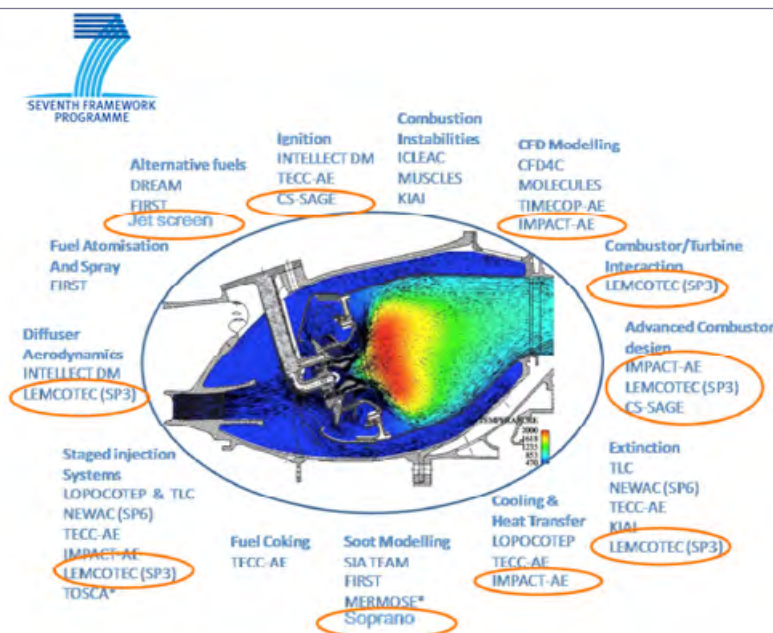
- Support breakthrough innovation
- Create more impact through mission-orientation and citizens' involvement
- Strengthen international cooperation
- Reinforce openness
- Rationalise the funding landscape



**5 key building blocks of Horizon Europe.**

Regarding partnerships:

1. They should be aligned to the main political priorities – that's why Clean Aviation will be different from Clean Sky where the financial crisis led to more competitiveness than greening impact.
2. We are working on the best governance modalities towards a more optimum Partnerships that share resources and focus to what is really necessary for their success.

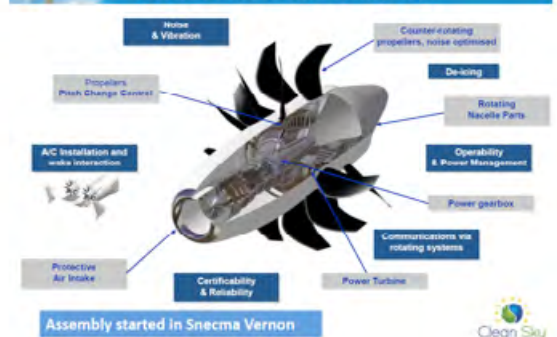


Underlying technologies for VHBR engines with focus on the "Middle-of-Market" short range aircraft

VHBR technologies for the long range airliner market with Engine Demonstrator



**Contra-Rotating Open Rotor**  
Ground demonstration in May 2016

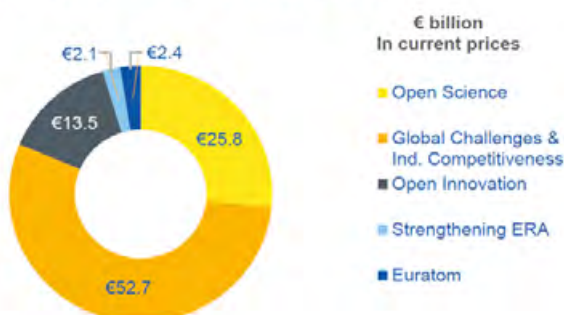


We acknowledge the excellent job done in the 30 years of European aviation R&I program – including the 10 years Clean Sky.

We are proud of the alignment and contribution of 100s of Level 1 and Level 2 projects to Clean Sky demonstrators. We do very well with synergies between different Levels of Aviation programs – the stakeholders are the same.

Of course the Commission together with MS and stakeholders will pay even more attention on that – to do even better. As Horizon Europe by design is not going to be sectorial, **synergies between clusters and partnerships is important.**

**Proposed Budget: €100 billion\* (2021-2027)**




This is the proposed budget – negotiations for the whole MFF are underway – as you may read from the news.

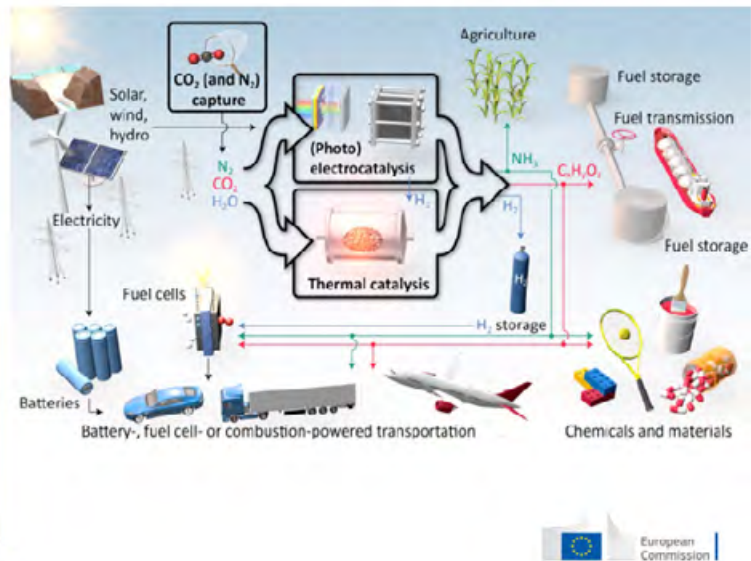
BREXIT and other uncertainties tend to reduce the proposed budget. My DG, JEP had extensive talks with MS to show the impact of R&I.

We hope to a successful outcome. However our cluster is overpopulated.






**Key messages**



This is the proposed budget – negotiations for the whole MFF are underway – as you may read from the news.  
BREXIT and other uncertainties tend to reduce the proposed budget.  
My DG, JEP had extensive talks with MS to show the impact of R&I.  
We hope to a successful outcome.

**Clean Aviation**  
**Key demonstrators**  
**Energy efficiency**  
**Hybridization**  
**Digitalization**  
**Integrated approach**



Invest in key integrated demonstrators – that as Bruno Stoufflet said – that will provide the technological bricks needed to design a decarbonized aircraft by the end of this decade.

**Thank you for your hospitality AEC2020 brought Europe and our International Partners much closer. Merci Bordeaux!**



## ROUND TABLE ONE

### FROM RESEARCH TO FLIGHT, BRIDGING THE DEATH VALLEY

**Philippe Landiech** who is department head for architecture, validation and integration at CNES French Space Agency, moderated a round-table on the following topics: "From research to flight: bridging the death valley". He and his guests Philippe Beaumier from French ONERA, Sergey Chernyshev from Russian TsAGI, Jean-François Brouckaert from the European CleanSky, Hervé Gilibert from ArianeGroup and Rafaël Bureo-Dacal from the European Space Agency discussed about how first rely on a set of innovative ideas, then be able to mature them and conditions to include them in a constrained development plan. Benefits from modern digital tools but also from hybrid approaches were identified. Help from public funding through In Flight or In Orbit demonstration programs was highlighted. Undertaking.



## ROUND TABLE TWO

### ELECTRIC HYBRID PROPULSION

**Prof. Rolf Henke**, who is the member of the DLR Executive Board for Aeronautics research, moderated a round-table discussion on electric and hybrid flying. He and his guests discussed the role of global players and start-ups in aerospace research and development as well as the challenges of integrating electric aircrafts into the existing air transport system. One of the key questions was about the contribution of stakeholders such as airlines and airports towards the implementation of electric flying in the future. The discussion therefore included topics such as ground support, ATC, logistics and noise reduction.



*DLR Executive Board member Prof. Rolf Henke (right) speaks at the Aerospace Europe Conference 2020 in Bordeaux about the perspectives and challenges of electric and hybrid electric flying with (from left to right) Jean Brice Dumont, Executive Vice President Engineering, Airbus, Stéphane Cueille, CTO Safran, Mike Benzaken, Assistant Vice President for Aerospace and Aviation Research University Ohio State.*

© DLR. All rights reserved.



## AMONG UPCOMING AEROSPACE EVENTS

### 2020

Due to the current outbreak of coronavirus Covid-19, many events are cancelled or postponed. The here below calendar is intentionally and exceptionally limited to the nearest events.

#### MAY

**13-17** May – ILA – **ILA Berlin 2020** – <https://www.ila-berlin-de/en> - CANCELLED -

**25-27** May – Elektropribor – **27<sup>th</sup> Saint Petersburg International Conference on Integrated Navigation Systems** – Saint Petersburg (Russia) – [www.elektropribor.spb.ru/en/conferences/142](http://www.elektropribor.spb.ru/en/conferences/142)

**26-28** May – EBAA – **EBACE2020** – <https://ebace.aero/2020/> - CANCELLED -

**27-29** May – EUROMECH – **17<sup>th</sup> European Mechanics of Materials Conference** – Madrid (Spain) – <https://euromech.org/>

#### JUNE

**03-04** June – FSF – **8<sup>th</sup> Annual Safety Forum** – Airport Surface Risk - Brussels (Belgium) – EUROCONTROL/HQ – <https://flightsafety.org/events/> - CANCELLED -

**08-12** June – GICAT – **EUROSATORY 2020** – SALON MONDIAL DE DEFENSE ET SECURITE TERRESTRES ET AEROPORTEES – Paris (France) – Parc des expositions Paris Nord Villepinte – [www.eurosatory.com](http://www.eurosatory.com)

**09-10** June – RAeS – **The Past, Present and Future Simulation Technology, Training and Regulatory Challenges** – London (UK) – RAeS/HQ – [www.aerosociety.com/events/](http://www.aerosociety.com/events/)

**09-12** June – CANSO – **CANSO Global ATM Summit 2020 and 24<sup>th</sup> AGM** – Baku (Azerbaijan) – JW Marriott Absheron – hosted by AZANS – <https://www.canso.org/events@canso.org>

**15-19** June – AIAA – **AIAA Aviation Forum and exposition** – Reno, Nevada (USA) – Reno – Sparks Convention Center – <https://www.aiaa.org/events>

**16-18** June – ACI-Europe – **30<sup>th</sup> ACI EUROPE Annual Assembly** – Geneva (Switzerland) – InterContinental Geneva – [www.aci-europe-events.com](http://www.aci-europe-events.com)

**19-21** June – ICCIA – **ICCIA2020 – 5<sup>th</sup> International Conference on Computational Intelligence and Applications** – Beijing (China) – Beijing Technology and Business University – [www.ccia.org](http://www.ccia.org) – [iccia@zhconf.ac.cn](mailto:iccia@zhconf.ac.cn)

**21-26** June – ESA – **11<sup>th</sup> ESA Conference on GNC** – Sopot (Poland) – <https://atpi.eventsair.com/> POSTPONED TO 8 – 13 NOVEMBER

**22-23** June – IATA – **76<sup>th</sup> IATA Annual General Meeting – Annual General Meeting (AGM) and World Air Transport Summit 2020** – Amsterdam (NL) – Hosted by KLM Royal Dutch Airlines (TBC) – <https://www.iata.org/en/events/agm>

**22-25** June – FAA/EASA – **2020 FAA-EASA International Aviation Safety Conference** – Washington D.C. (USA) – JW Marriot – <https://www.easa.europa.eu/>

**23-26** June – ICNPAA – **ICNPAA 2020 – Mathematical Problems in Engineering, Aerospace and Sciences** – Prague (Czech Republic) – [www.icnpaa.com](http://www.icnpaa.com)

**25-26** June – Council of EU/EDA – **European Defence Cooperation Conference – New Opportunities for an Enhanced European Defence Industry** – Zagreb (Croatia) – Hotel Westin – Izidora Krsnjavog, 1 – <https://www.eda.europa.eu/info-hub/events/>

**29** June - **03** July – ESA – **#SPACE2CONNECT2020 – First edition of Space to Connect Conference – Innovation, not only in satellites but also in the down – to Earth business applications of space** – Noordwijk (NL) – ESA/ESTEC – <https://atpi.eventsair.com/>

#### JULY

**19-24** July – ECCOMAS – **ECCOMAS Congress 2020 – Jointly organized with the 14<sup>th</sup> World Congress on Computational Mechanics** – Paris (France) – [www.eccomas.org/lin-de/en](http://www.eccomas.org/lin-de/en) - POSTPONED -

**20-25** July – Farnborough – **Farnborough International Airshow 2020** – Farnborough (UK) – Show Centre, ETPS Rd – Farnborough GU14 6FD – <https://www.farnboroughairshow.com/> - CANCELLED -

**28-30** July – RAeS – **Applied Aerodynamics Conference 2020** – Bristol (UK) – [www.aerosociety.com/events/](http://www.aerosociety.com/events/)